



BUSINESS ANALYSIS CONFERENCE EUROPE

16 - 18 September 2024 • London, UK

Please score and comment on this session and speaker in the event mobile app



Concept Modelling for Business Analysts – *Making Data Modelling a Vital Technique*

A half-day workshop presented at
IRMUK's Business Analysis Conference Europe
Monday September 16, 2024 – London UK

Alec Sharp
Senior Consultant
Clariteq Systems Consulting Ltd.
West Vancouver, BC, Canada
asharp@clariteq.com
www.clariteq.com

© Copyright Alec Sharp / Clariteq 2024

Presenter background...



Alec Sharp, Clariteq Systems Consulting – asharp@clariteq.com

- 40+ years experience as an independent consultant:
 - Business Process Change – discover, model, analyse, and design/redesign processes
 - Application Requirements Specification
 - **Data Modelling and Management** *My roots!*
- +
- Facilitation & Organisational Change
- Project Recovery

Process Business Process Modelling

Application

Use Case Modelling


Service Specification

Data

Concept Modelling

- Consulting, teaching, speaking globally
- Awarded DAMA's global Professional Achievement Award for contributions to "human-friendly" data modelling
- Author of "Workflow Modeling"
 - best-selling book on process modelling & improvement
 - second edition – a complete re-write

Check out the nice reviews
on Amazon - <http://amzn.to/dHun1o>



A "Top Ten" list of what we'll cover...


★ *Topics*

- Concept Modelling – what is it, where did it go wrong, what's new?
- Case study – using a Concept Model to discover Use Cases, User Stories, Business Services, and other requirements
- "Essential" models – critical for Business Analysis
- Concept Modelling within a Business Analysis framework
- Critical distinctions among Contextual, Conceptual, and Logical Models
- Data model principles and components – “ERA”
- The transition from Conceptual to Logical
- Graphic guidelines and the importance of consistency
- Developing definitions without angst or friction
- Another case study (as time permits) of bottom-up modelling

Data Modelling – out of favour for a while, but things are getting better!

"We don't need data modelling because..."

- "We're going Client-Server!"
- Agile ("We'll ~~refactor~~ rehacktor as necessary!")
- Packaged software / COTS
("The vendor has seen it all and has this figured out!")
- Big Data ("It's schema-less!") and IoT
- Data Science/Analytics
("The algos will discover all the connections!")
- Data Lake, Data Mesh, Data Lakehouse, ... ("Fill it and they will come!")
- ...and many other Silver Bullets that will *Save The Day!*
(Chat GPT, Gen AI, LLM, ... anyone?)



And then, starting ~ 5 years ago:

- "Could you build a 'Data Modelling for Data Scientists' class?"
- At a public workshop ...
"We aren't building a Data Lake, we're building a Data *Swamp!*"

What is a Concept Model / Business Object Model / Domain Model...?

- A *description of a business* in terms of
 - **things** it needs to maintain records of – *Entities*
 - **facts about those things** – *Relationships & Attributes*
 - **policies & rules governing those things and facts**
- Models a view of the **real world**, not a technical design (therefore, stable and flexible)
- Can be comprehended by mere mortals (at least initially)
- Graham Witt – “A narrative supported by a graphic”

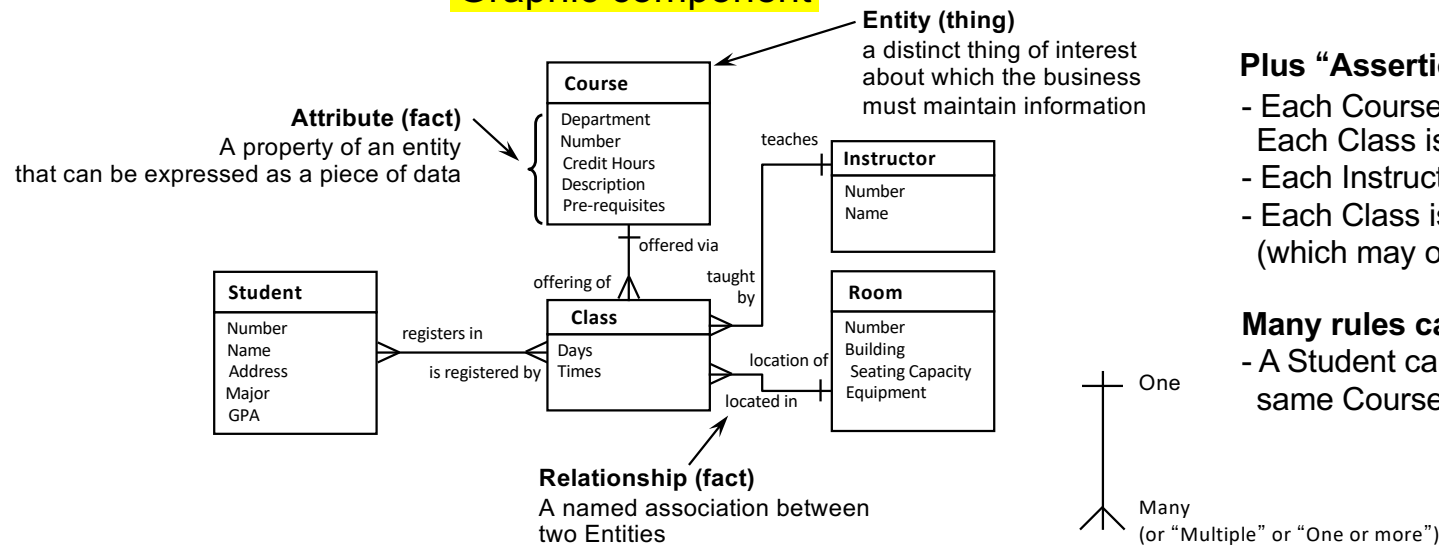
“Things” first,
data later!

Narrative component

Student definition:

A Student is any person who has been admitted to the University, has accepted, and has enrolled in a course within a designated time. Faculty and staff members may also be Students

Graphic component



Plus “Assertions” (policies & rules)

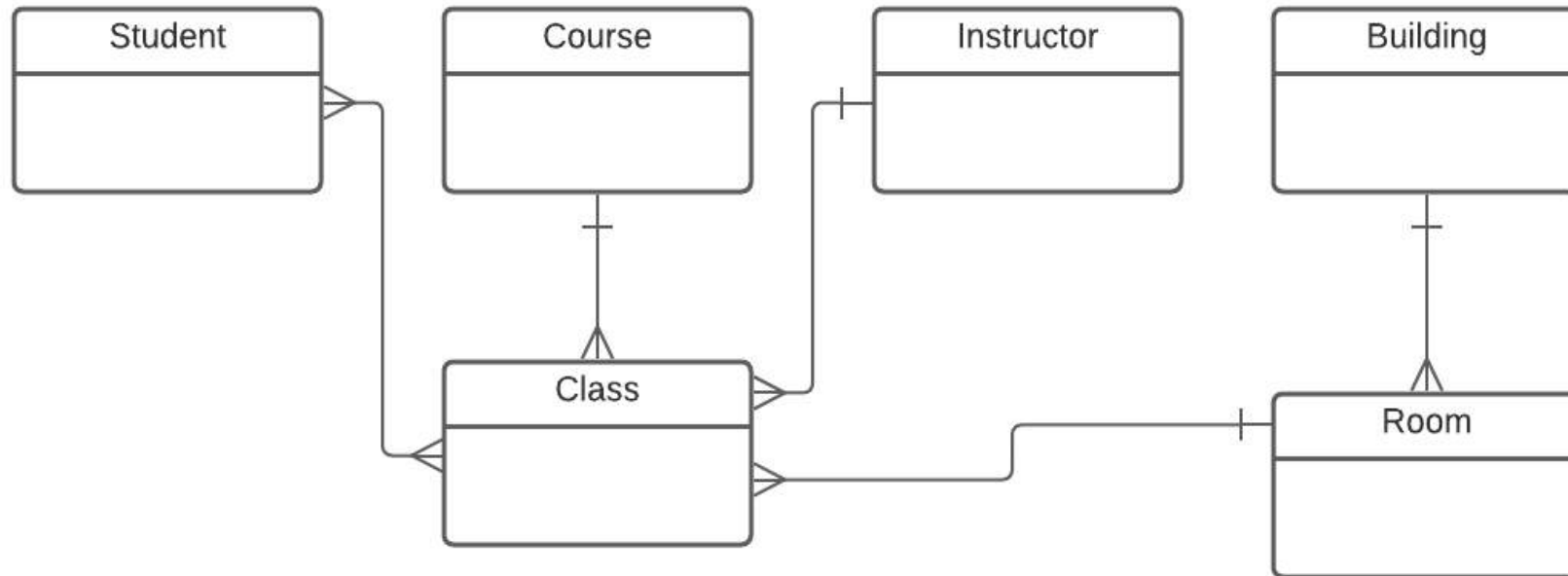
- Each Course is offered through one or more Classes
- Each Class is an offering of a single, specific Course
- Each Instructor teaches one or more Classes
- Each Class is taught by one Instructor (which may or may not be true...)

Many rules can't be shown on the diagram...

- A Student can not register in two Classes of the same Course in the same Academic Term

A better looking version of the model on the previous slide

Independent Entities at the top



Drawn top-down by dependency

Case study – Concept Model, Services, Use Cases, Business Processes

Client –

- Regulatory agency ensuring the safe design, installation, and use of technical equipment
- Natural gas systems, electrical systems, boilers and pressure vessels, elevating devices, & many more



Goal –

- Shift from an inspection-based model (~800 inspectors!) to client-managed safety programs
- Clients will apply for a *Client Safety Management Program Authorisation (CSMP Authorisation)* - must show effective processes and accurate record-keeping
- Clients will pay a fee for managing *their own safety programs!* Still beneficial!



Case study – Concept Model, Services, Use Cases

- Business Development chooses Pilot Program – boilers and pressure vessels in Oil & Gas fields



- Current systems won't support CSMP, time-consuming and expensive to change them – IT and Finance suggest 18 – 24 months of work
- BD is unimpressed by IT and Finance objections (“You're being mindlessly obstructionist!”) and proposes work-around procedure. *Guess which tool they intend to use?*
- I'm hired to identify end-to-end implications – “Design a process and determine IT requirements that will allow this procedure to work.”
- *Concept Modelling was a critical tool in understanding the underlying policies, and developing the process & requirements*

Always start with terminology (the “things”)

From one-on-one interviews with 8-10 key stakeholders we gathered ~200 terms related to CSMP (Client Safety Management Program) – “anything that went by a name.” Here are 24 that met the criteria to be a “thing” – an entity in a Concept Model.

Device	Client	Unit	Location	Company	Site
Applicant	Pressure Vessel	Operator	Owner	Boiler	Licensee
Slug	Operation	Verification	Customer	Plant	Inspection
Pig	Facility	Permission	Authorisation	License	Confirmation

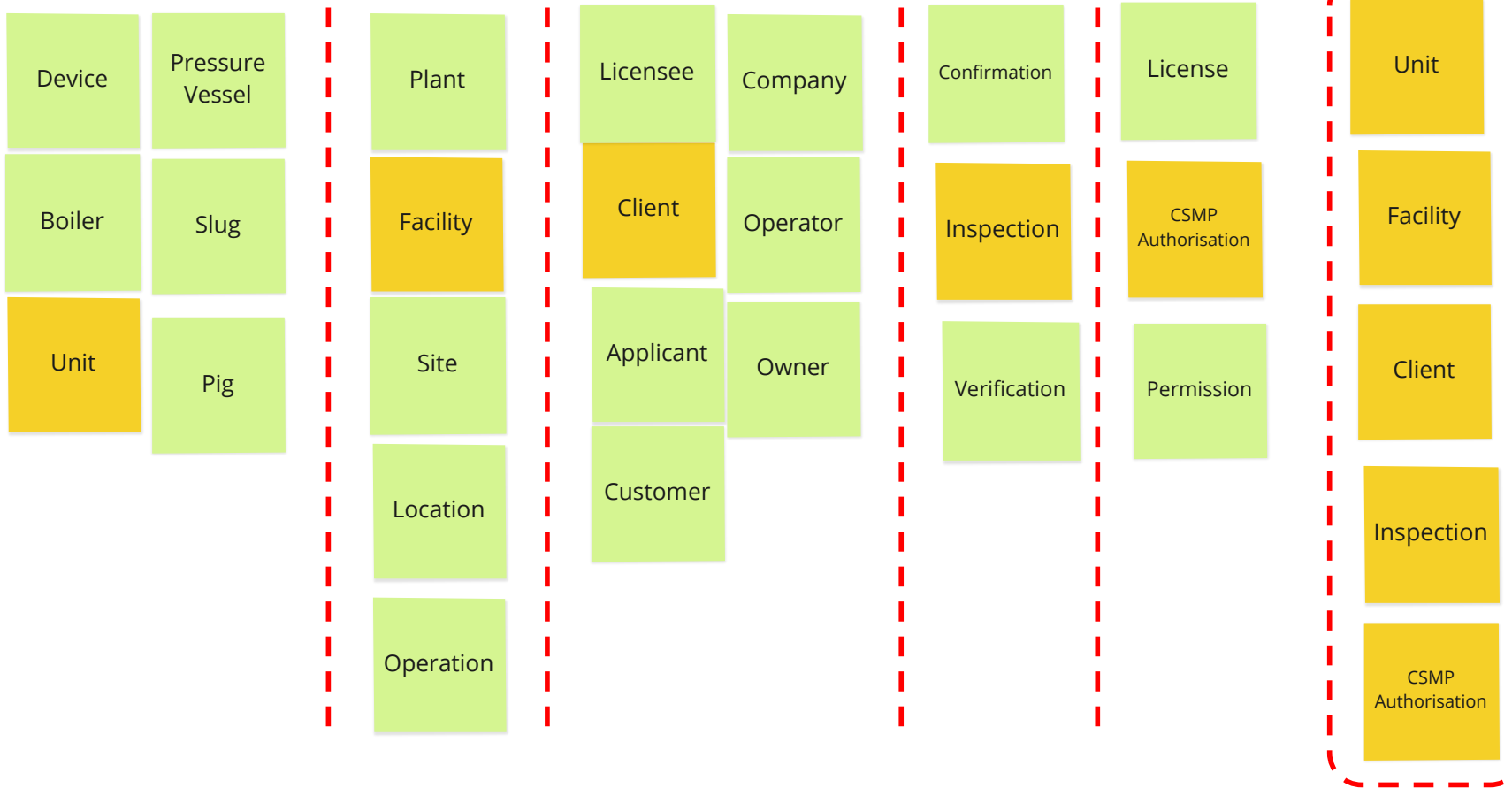
Tools like Miro and
Lucidchart / Lucidspark are
ideal virtual “post-it work”

Identify synonyms and select one term.
How do these relate to one another?
What do you need to know about each?

Review from an example on Miro – Terminology Analysis

Terminology analysis (continued):

Let's arrange these terms into columns of synonyms. It's always a surprise for the business to see how many terms are used to describe the same fundamental thing!



Then, we developed a quick definition for each term. More on that later.

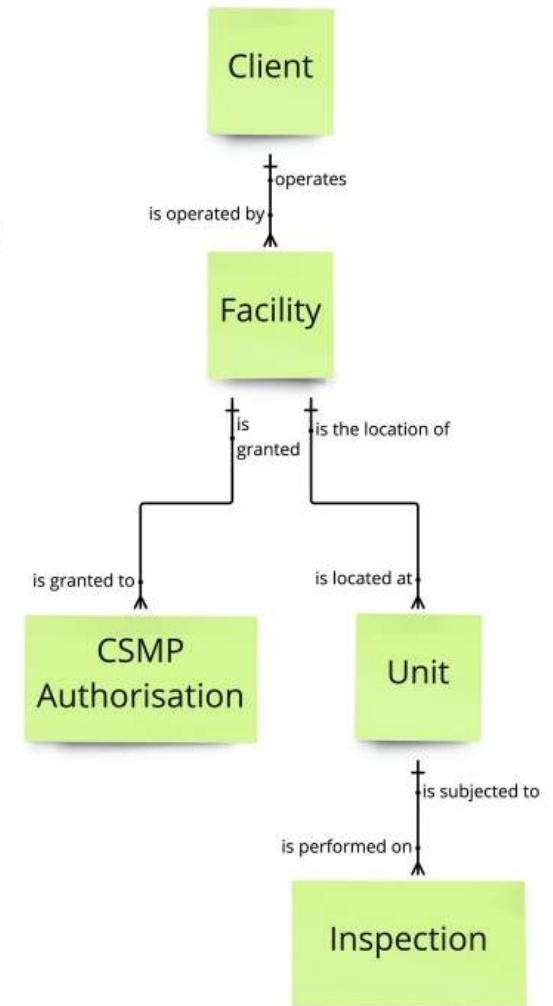
Concept Model Version 1; not perfect, but a good start

1. We arranged the entities / business objects by dependency
2. Then we drew relationship lines
3. Then we added a relationship name in each direction
4. Only then did we state (in words) the cardinality (1:1, 1:M, M:M) and then update the diagram with hash marks (†) and crow's feet (⌋)

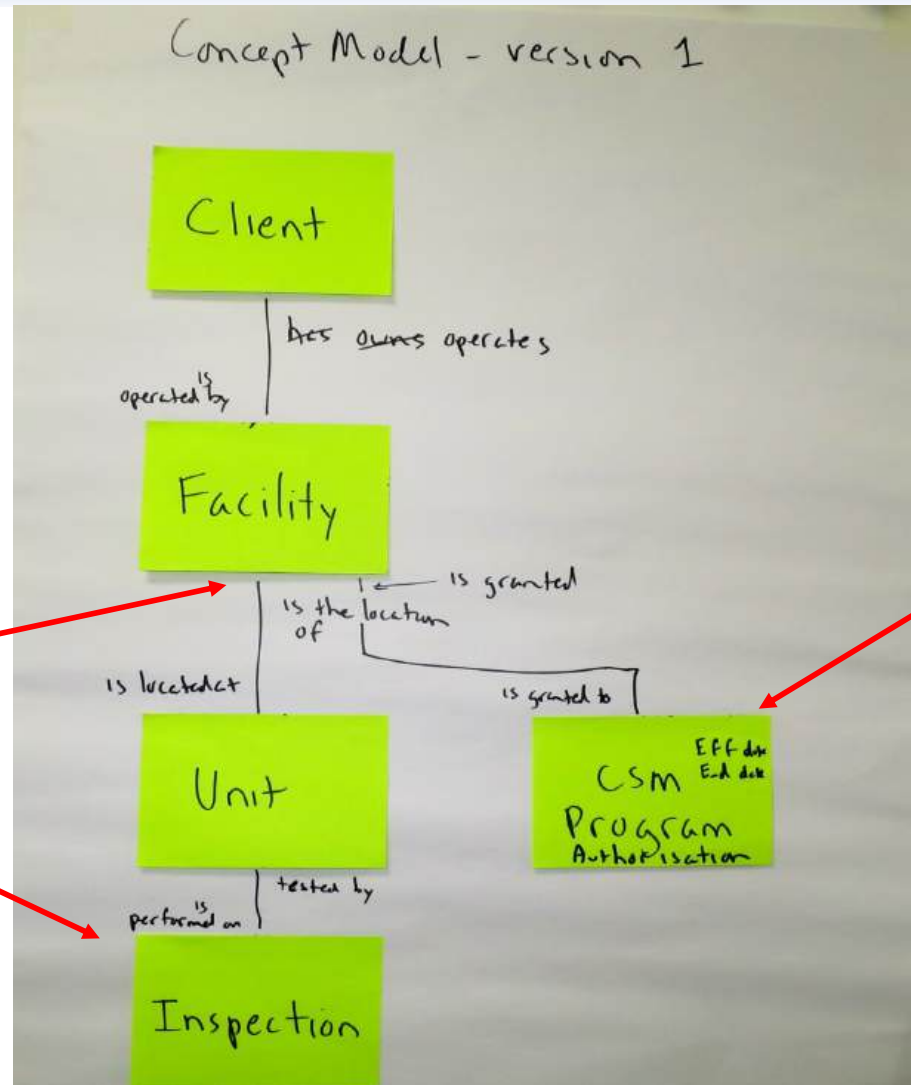
Definition -

A CSMP Authorisation is a permission (or license) to operate a self-managed safety program (a Client Safety Management Program) at a specific Facility, for a specified time period, usually 1, 2, or 5 years.

The CSMP Authorisation is "all or nothing" - it covers ALL the Units at a Facility.



Just boxes and lines, but raises important questions



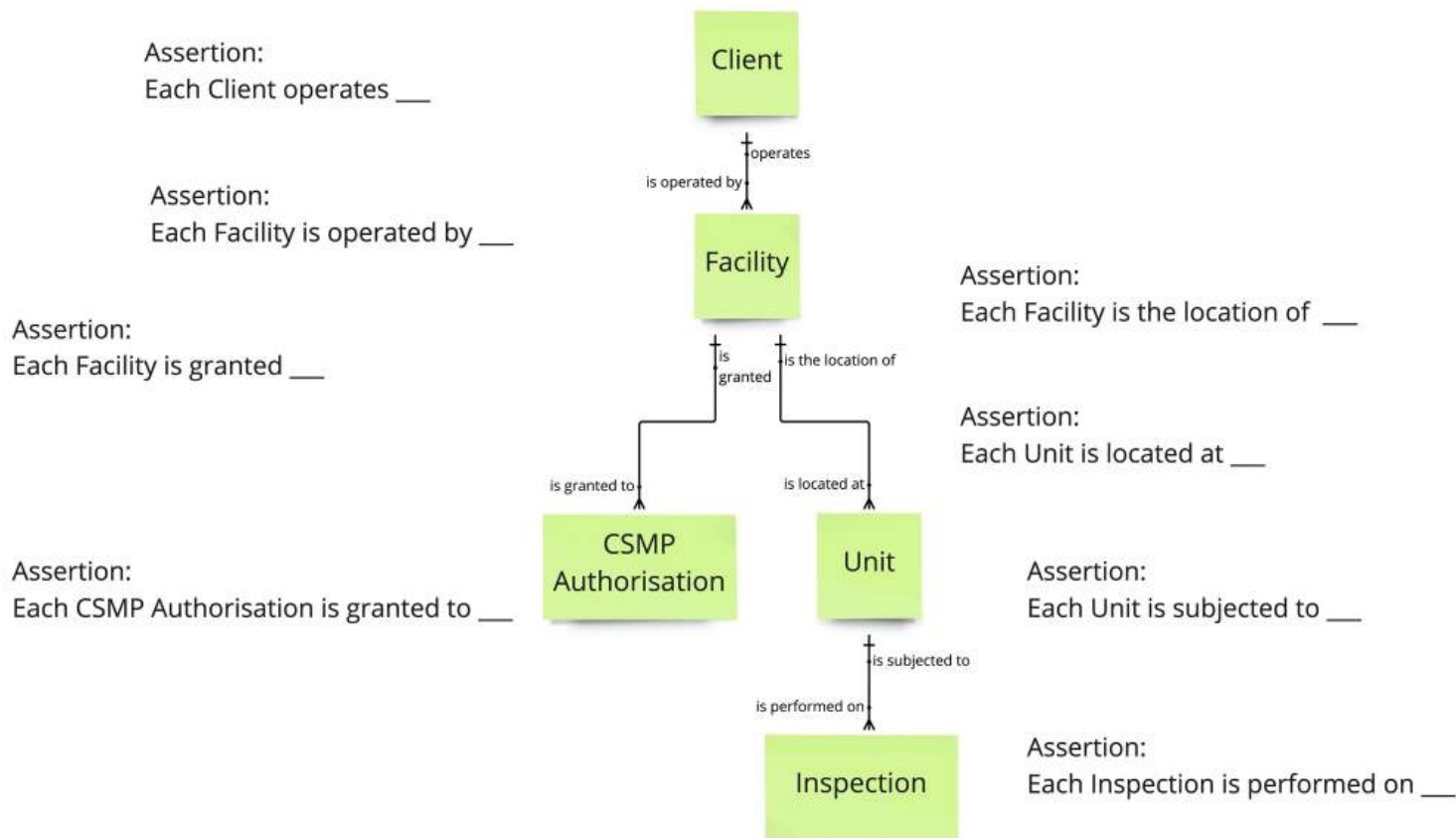
Are Units permanently part of one Facility?

What do we inspect?

What do we issue the Authorisation to?

Concept Model Version 1; state Assertions and challenge them

Now, state the relationships **emphatically** as Assertions. **Each** Client operates **one or more** Facilities! Then, **challenge** them!
Again, don't worry yet about **optionality** – whether the relationship **must be** or **may be** be present.
We only care now about the **maximum** – each ObjectA is related to a **maximum** of **one** or **one or more (or many)** ObjectB.



Concept Model Version 1; revised Assertions from challenges

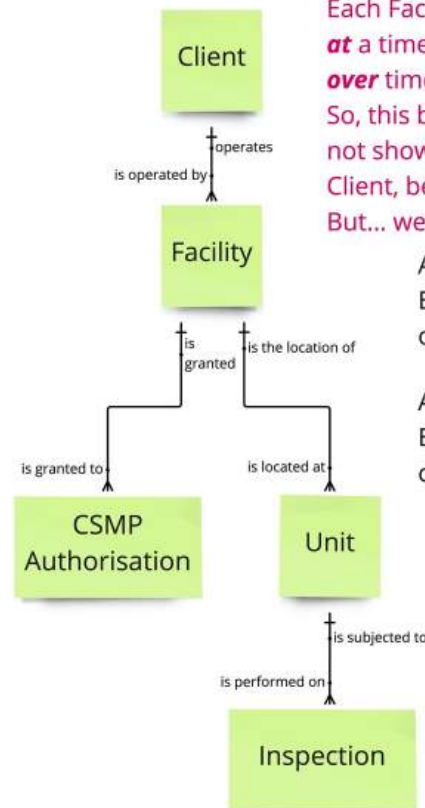
Now, state the relationships **emphatically** as Assertions. **Each** Client operates **one or more** Facilities! Then, **challenge** them!
Again, don't worry yet about **optionality** – whether the relationship **must be** or **may be** be present.
We only care now about the **maximum** – each ObjectA is related to a **maximum of one or one or more (or many)** ObjectB.

Assertion:
Each Client operates
one or more Facilities

Assertion:
Each Facility is operated by
one Client

Assertion:
Each Facility is granted
one or more CSMP Authorisations
One CSMP Authorisation at a time,
but one or more over time

Assertion:
Each CSMP Authorisation is granted to
one Facility



Each Facility is operated by one or more Clients
at a time (Joint Ventures) and
over time (changes in Ownership or Lease.)
So, this becomes a M:M relationship, and we should
not show a Facility as being dependent on a single
Client, because a Facility is an independent thing.
But... we don't always get our way!

Assertion:
Each Facility is the location of
one or more Units

Assertion:
Each Unit is located at
one Facility

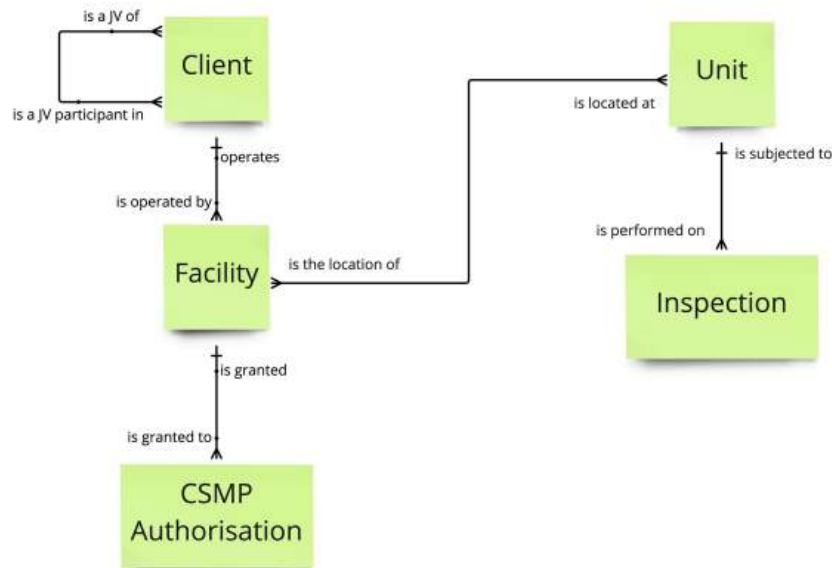
Assertion:
Each Unit is subjected to
one or more Inspections

Assertion:
Each Inspection is performed on
one Unit

**YES, but one or more Facilities over time, because
Units can move between Facilities. So, this
becomes a M:M relationship, and we cannot show
a Unit as being dependent on a single Facility,
because a Unit is an independent thing**

Concept Model Version 2; revised from challenging Assertions

Now we will re-draw the initial Concept Model based on changes that came from challenging the Assertions in Ver. 1.



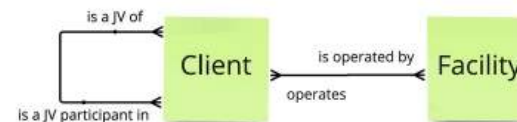
Note:

You don't always get what you *want* or what you think is the *right* thing in Concept Modelling. In this case the client (the Regulator) said they always wanted a Facility to be operated by ONE AND ONLY ONE Client.

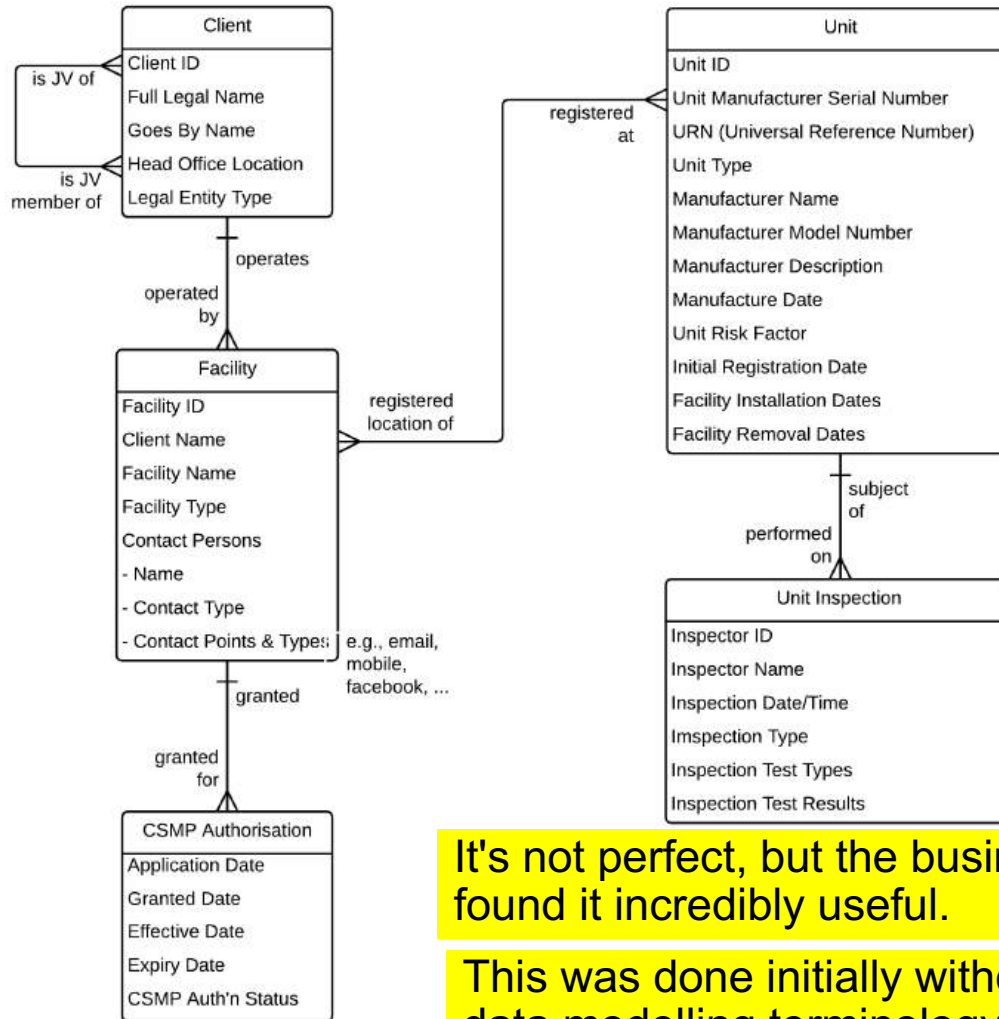
If a Facility was operated by multiple Clients, they would require the Clients to form a new Joint Venture Client. This was to ensure that if there were legal difficulties, there was only ONE Client to go after.

Or, as they put it, "one throat to choke."

Later in the project, they realised they needed a history of the Clients that had operated a Facility, so the Client-Facility relationship became Many-to-Many, and Facility was modelled (correctly) as an independent Entity, as shown here:



"What do you need to know about the things in the Concept Model?"



Sketching this out was *fast*, and raised many questions that had not occurred to the client...

- Is there one CSMP per Client, per Facility, or some other basis?
- Do Units frequently relocate, or even turn up at another Client?
- What is inspected – the Facility or the Unit?
- Does the CSMP cover all or some Units at a Facility?
- ...and MANY more...

It's not perfect, but the businesspeople found it incredibly useful.

This was done initially without any data modelling terminology or symbols!

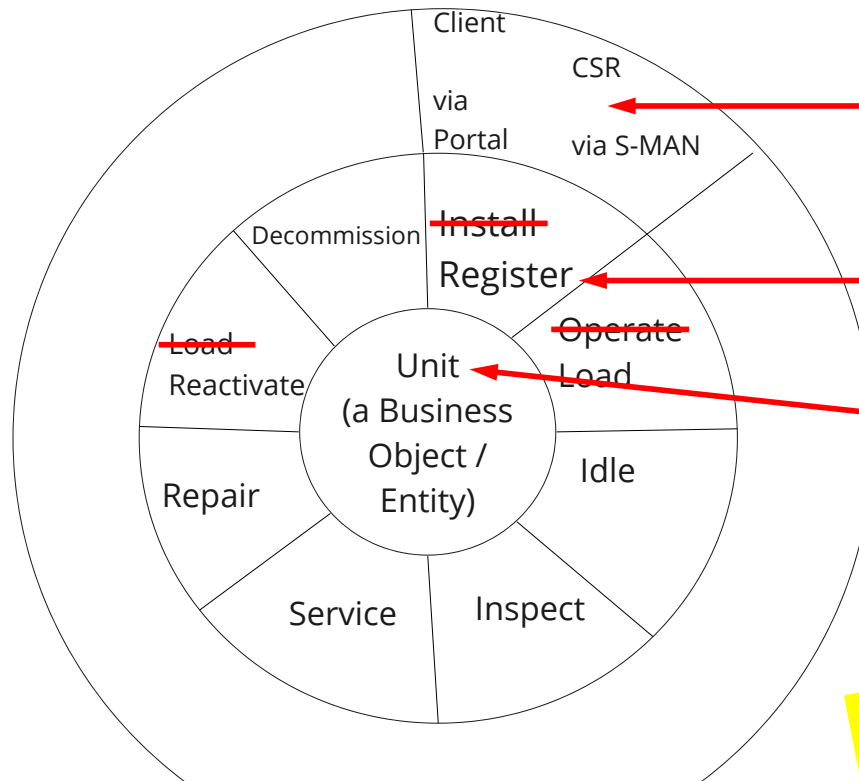
Model took
~90 minutes

Identify Services (Events) then Use Cases / User Stories

Finally, we'll identify the Services (verb - noun pairs) we need, and the Use Cases / User Stories by which the Services will be accessed

What events happen to a Unit - what are the needed services? (Verb - Noun)

- ...
- ...
- ...
- ...



Who needs access to each Service, and How?

Use Cases

Use Case or User Story
- add Who and How

Service Specification (Events)

Service (or Event)
- add a Verb to the Noun

Concept Model

Entity or simply a "thing"
- a core Noun

A Concept Model is a great starting point for discovering your Services and Use Cases (User Stories)

Supports Service-Oriented Business Analysis

BTW... "User Story" and "Use Case" are not so different

Different format and detail, but the same basic concept.
Initially, at the Scope level, they're much the same:

User Story (who – what – *why*):

"As a Client, I need the ability to Register Unit(s,
so I can maintain compliance with my CSMP Authorisation"

Use Case: (who – what – *how*):

"Client Register Unit via Portal"

When we add detail at the Concept level, they become identical:

- User Story / Use Case abstract
- Main success sequence – dialogue in "when-then" format
- Alternate sequences – variations, exceptions, errors

More BTW... why I separate Use Cases and Service Specs

*“All models are wrong,
but some are useful.”*



George E. P. Box
1919–2013


Some especially useful models

- Business Process Scope Model *
- Service Specification
- Business Concept Model *
(a.k.a. Conceptual Data Model)

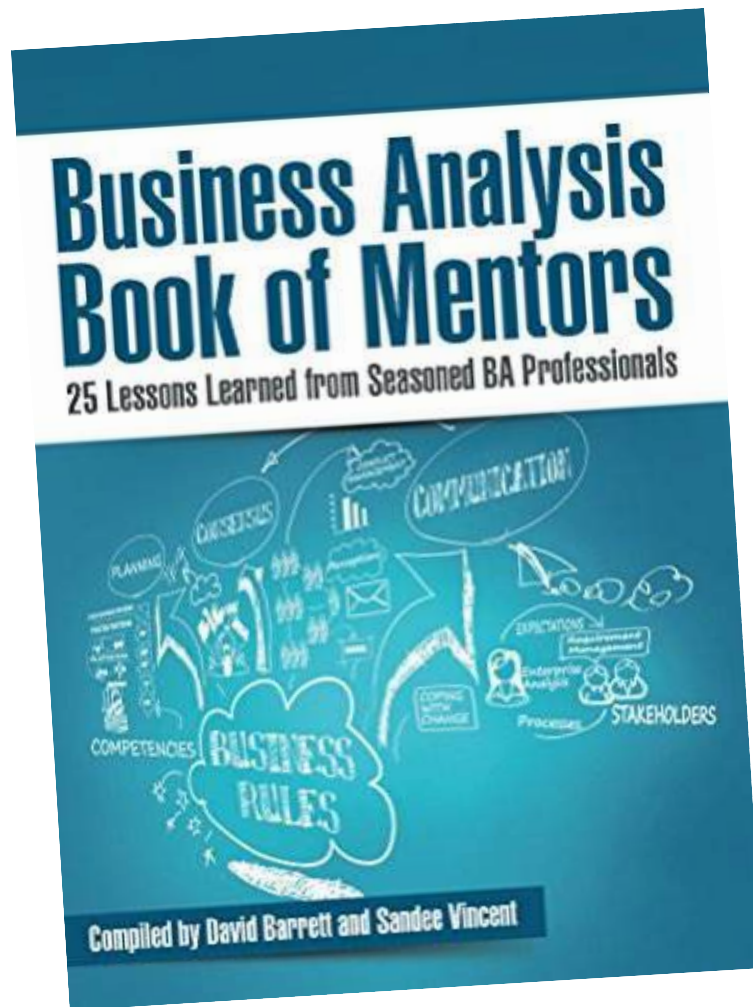
All are “essential” –

they show the essence – the “what” of a subject –
with no reference to who, how, why, etc.

* I build these on almost all "project recovery" jobs



My chapter in the “BA Book of Mentors”



The premise of the book:

- 25 experienced BAs from around the world would each write a chapter on “The Most Important Lesson I Learned in my BA Career.”
- I knew mine instantly – separate the “what” from the “who, how, and why”
- In other words, separate the “essence” from the “accident”

Summary – what an analyst can do with a Concept Model?

First, clarify language – terms and definitions. (A platform)

Second, establish policies and rules.

And then, identify events and services, e.g.,

A **Unit** is...

- Registered (requiring the service “Register Unit”)
- Loaded (requiring the service “Load Unit”)
- Idled (requiring the service “Idle Unit”)
- Reactivated (requiring...)
- Repaired
- Inspected
- Relocated
- Retired
- ...

These are the essential capabilities.
In Business Analysis, “essential”
means **what** with no reference to
who or **how**

Something I always do when
evaluating/selecting COTS S/W

We did the same for Client, Facility, CSM Program, ...

Develop high-level services then high-level use cases

Service: Register Unit

- Check for presence of properly formatted UR Number
- Determine if Unit UR Number is previously known
- If known, has it (a) moved (b) changed ownership (c) ...?

Use Case: CSR Registers Unit via S-MAN

- CSR will select “spreadsheet” of all Units covered by CSMP app
- S-MAN will highlight all that can proceed immediately
- For each category of Units requiring intervention...

Note:

Services and Use Cases at the “upper conceptual” level to provide vendor with key elements of requirements and avoid the usual bulleted list requirements document.

Clarify scope of the new process and identify participants

Trigger:
Client submits
request to
enter
a CSMP



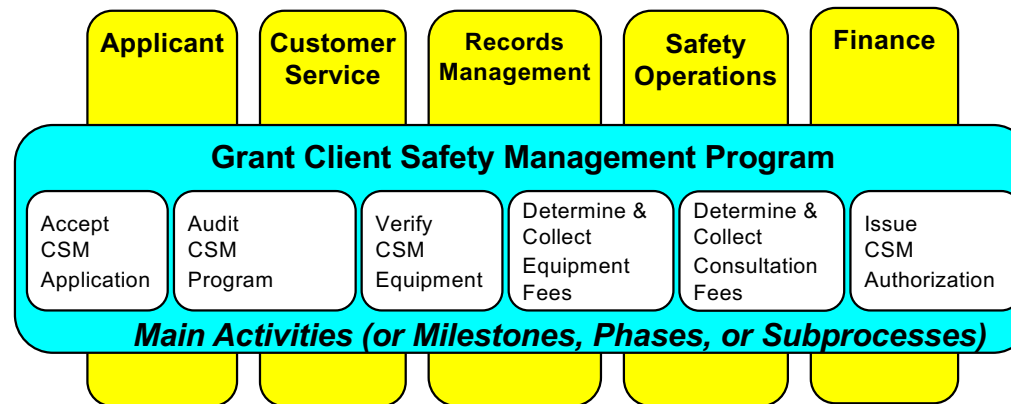
Client Result:
Approval granted for
a self-managed
safety program.

Agency Result:
Revenue collected.
New participant in
CSMP; confirmation
that regulations are
satisfied

Cases:

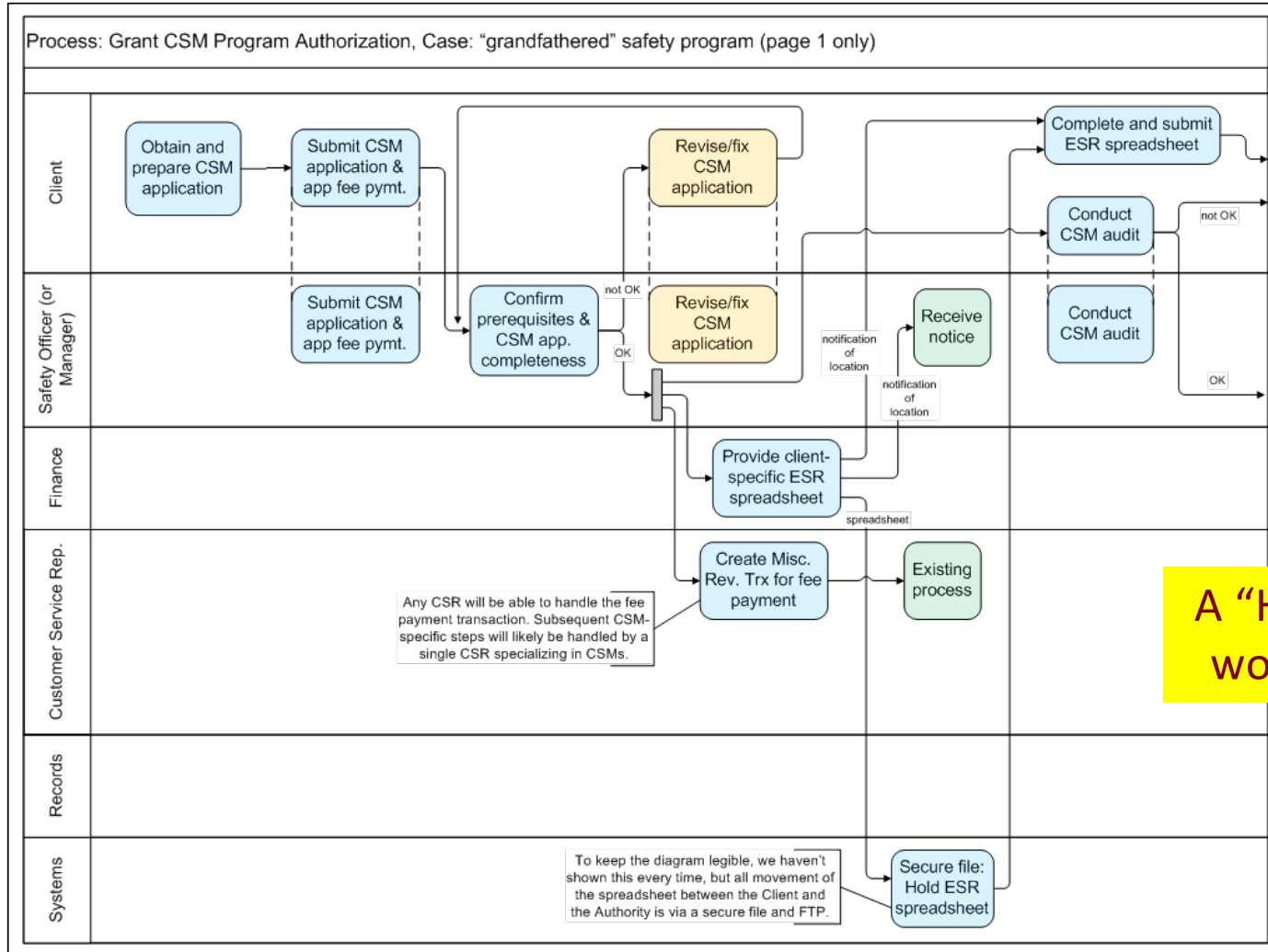
- New
- Legacied
- Ownership Change

Process Scope Model – pure “what”...



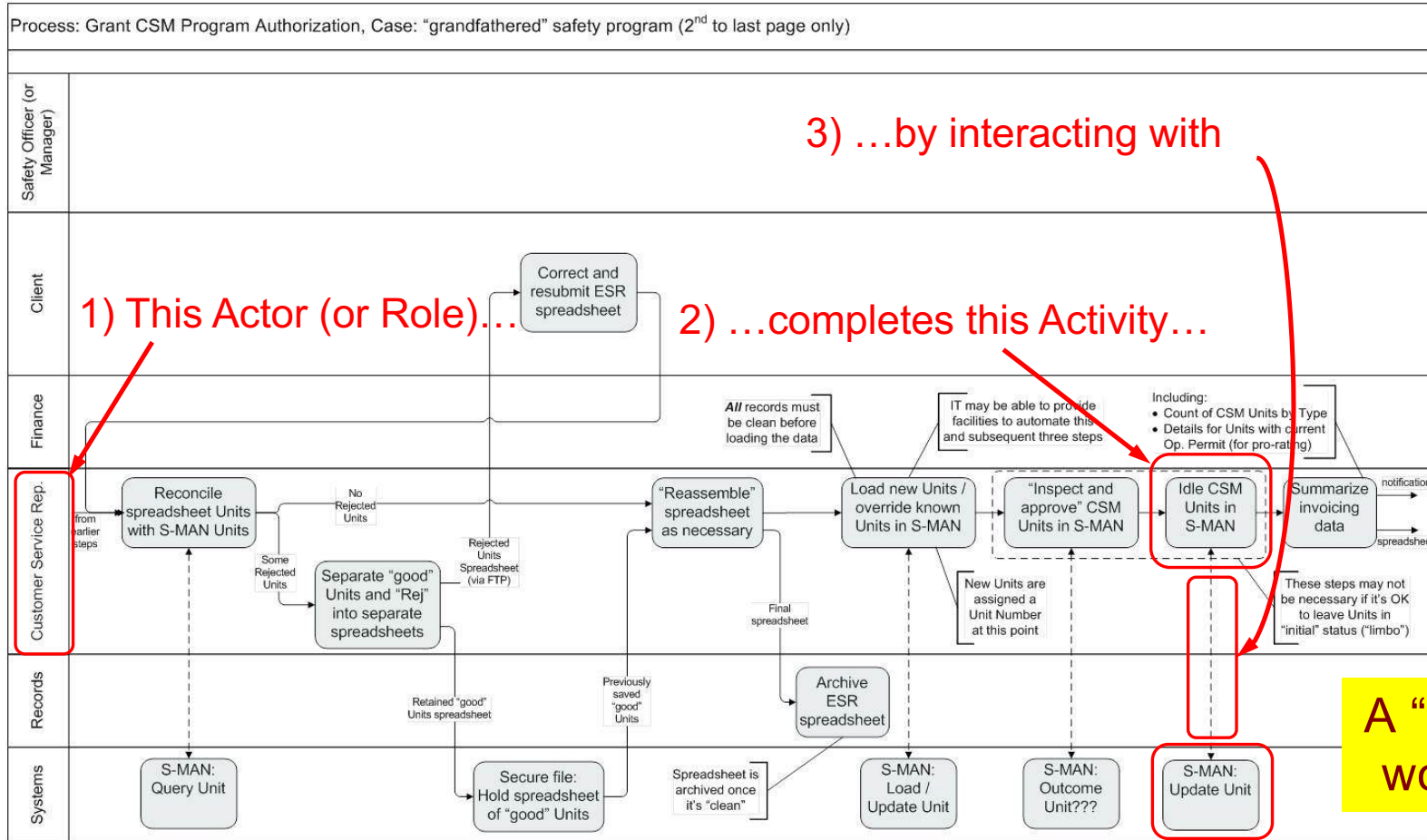
Process Summary Chart – simplified “what,” plus “who”

The initial, business-friendly workflow model



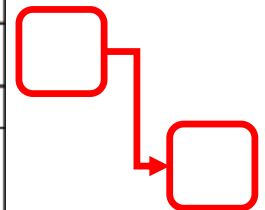
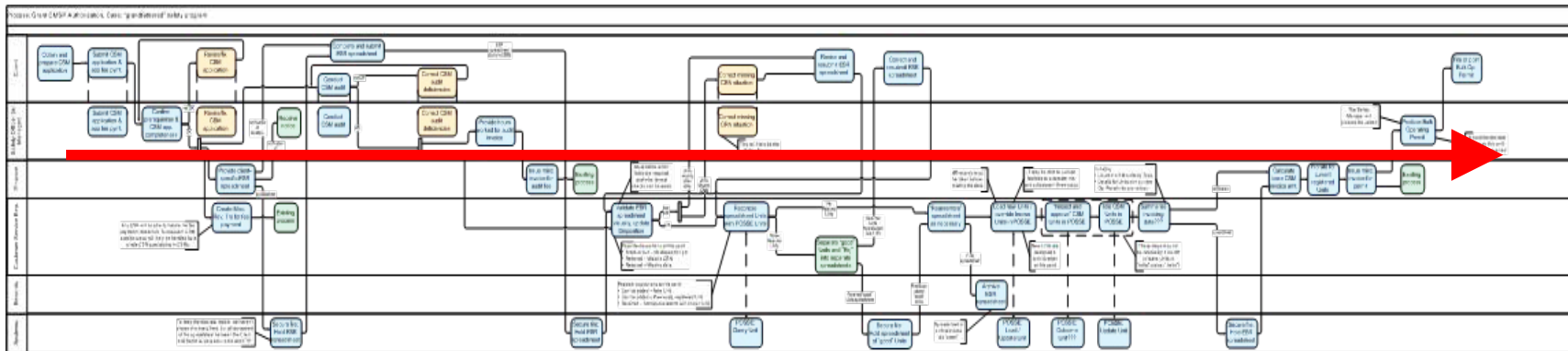
A "Handoff Level" workflow model

Eventually, detail showing where use cases & services fit



Mission accomplished! Conclusions:

- "Plan A" rejected – agreement that Unit data *must* get into S-MAN
- "Plan B" (change the app) looks good, but the vendor estimates are *HIGH*
- "Plan B Minus" (existing functionality plus CSR work) is *worth the cost*



1. If requirements, issues, assumptions, etc. are in lists, people will argue endlessly; if they are in an *integrated* and *understandable* set of models, it's much harder to dismiss the reality of the situation
2. Process Models, Use Cases, Service Specs, & *Concept Models: essential!*

Our framework for Business Analysis

Framework Layer

Technique sample

What it covers

Goals

Business Objectives

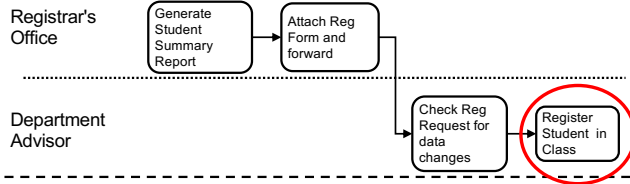
The university is initiating the “Strategic Enrollment” program to raise Student graduation rates in part by ensuring Classes are available for Student registration when needed.

- ✓ **Project Charter** – documents the rationale, objectives, scope, and success measures for the project

This is not a sequence!

Process

Business Process

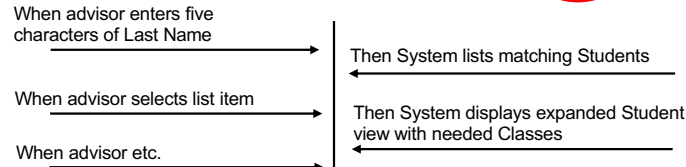


- ✓ **Process Model** - shows “what” in a Scope Model, then “who & how” in a Workflow Model – the steps done by the actors in the process

Business Process: gives great context for Business Analysis

Application

Presentation Services (user interface)

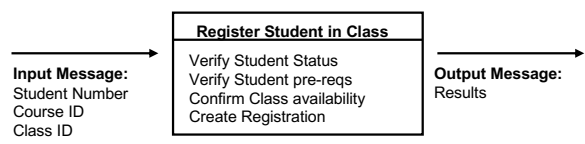


- ✓ **Use Case** – models how an actor interacts with a system to obtain (trigger) a service, typically to complete a step in a process

Use Cases and Services: where we capture Functional Requirements

Business Services (rules & logic)

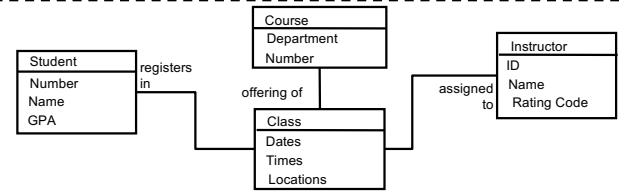
Business Services (rules & logic)



- ✓ **Service Specification** - describes a service – a package of rules and logic – that is triggered to complete or respond to a business event

Data

Data Mgmt. Services (databases)



- ✓ **Concept Model** - depicts the things and the facts about things the organisation needs to record; the things (the entities) are what processes and solutions act on.

Concept Model / Data Model: a great platform for Business Analysis

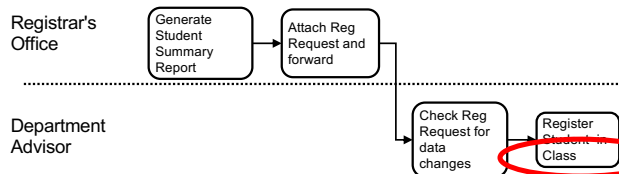
Key point! Everything relies on the Concept Model

Goals Business Objectives

The university is initiating the “Strategic Enrollment” program to raise Student graduation rates in part by ensuring **Classes are** available for Student registration when needed.

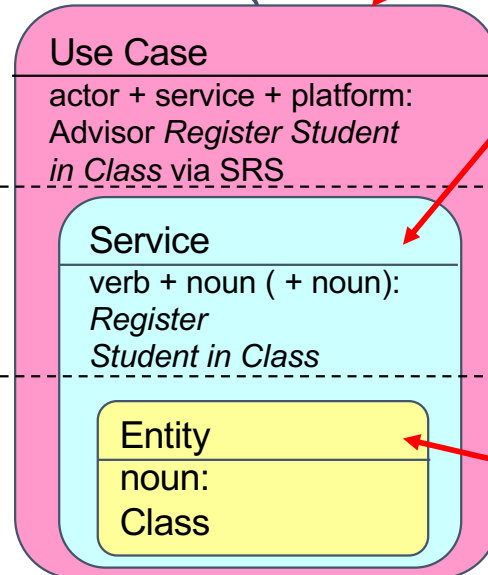
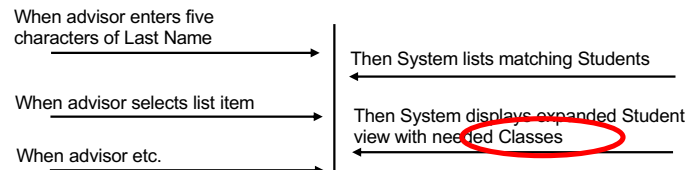
All use the language and constraints of the Concept Model (the “thing model”) – the ultimate “what”

Process Business Process



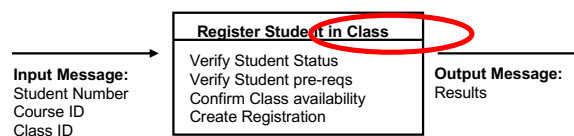
Use Cases/User Stories:
- Who (Actors) needs access to the Services, and how (Platform)?

Presentation Services (user interface)

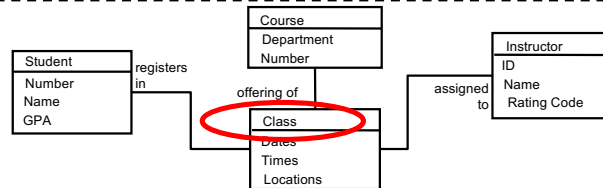


Verb-Noun pairs:
- The Services (event-handlers) that are at the heart of a Service Oriented Architecture.
- Also "building blocks" of Business Processes

Application Business Services (rules & logic)



Data Data Mgmt. Services (databases)

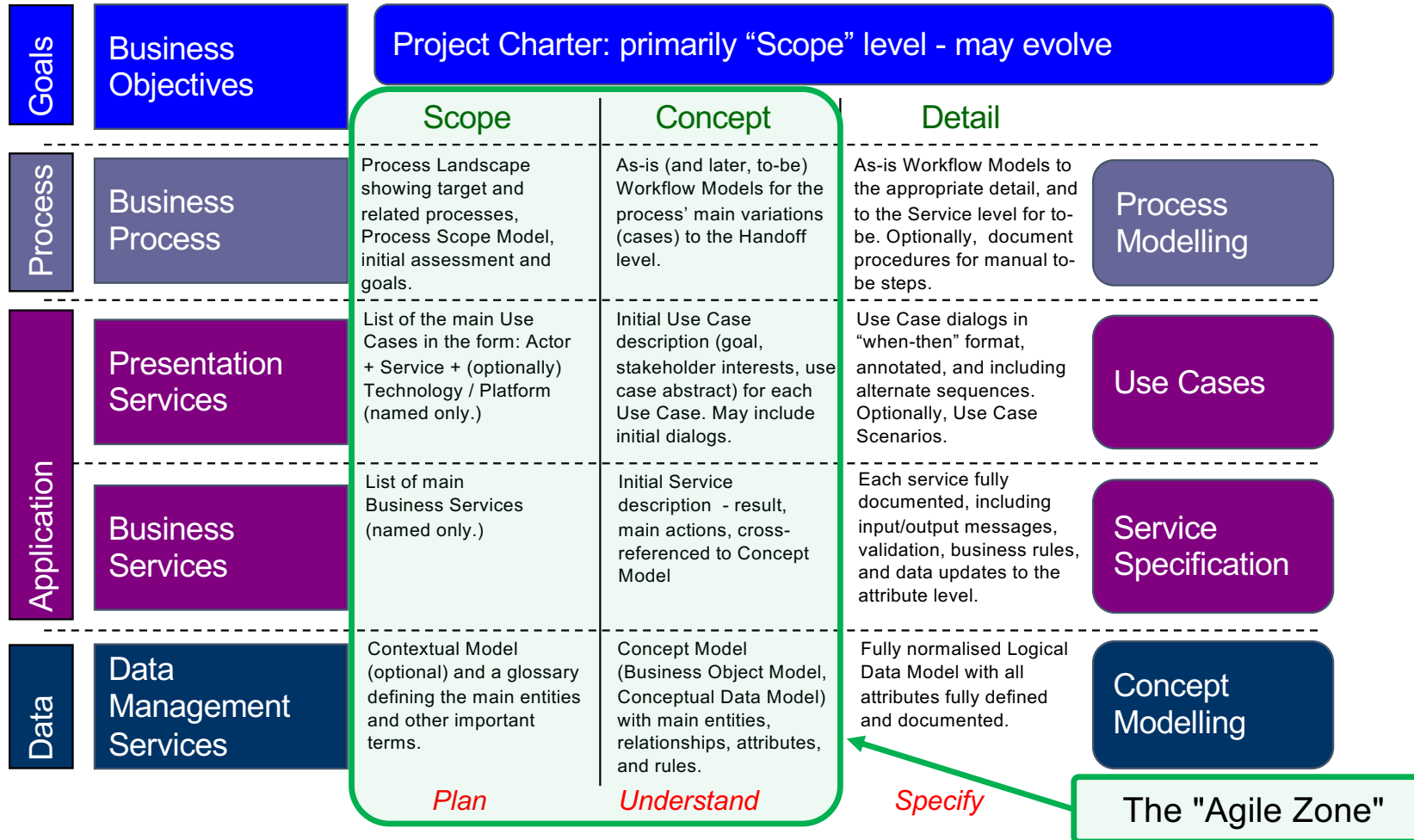


The core Nouns or Things in your enterprise. Also known as Business Objects.

Bonus – great starting point to discover your Events/Services and Use Cases/User Stories

Progressive detail for all techniques

Clariteq framework for analysis and architecture



Summary – three types of data models

Different levels of detail support different perspectives

1 Contextual (Scope)	2 Conceptual (Overview)	3 Logical (Detail)
<ul style="list-style-type: none"> ✓ <i>Context model</i> ✓ Agreement on “big picture,” context, and some vocabulary ✓ A block diagram of “subject areas,” higher level than individual entities ✓ Shows the scope or “footprint” ✓ Optional – not useful on smaller projects 	<ul style="list-style-type: none"> ✓ <i>Concept Model</i> ✓ Agreements on basic concepts, vocabulary, and rules 	<ul style="list-style-type: none"> ✓ <i>Logical Data Model</i> ✓ Complete detail for physical design

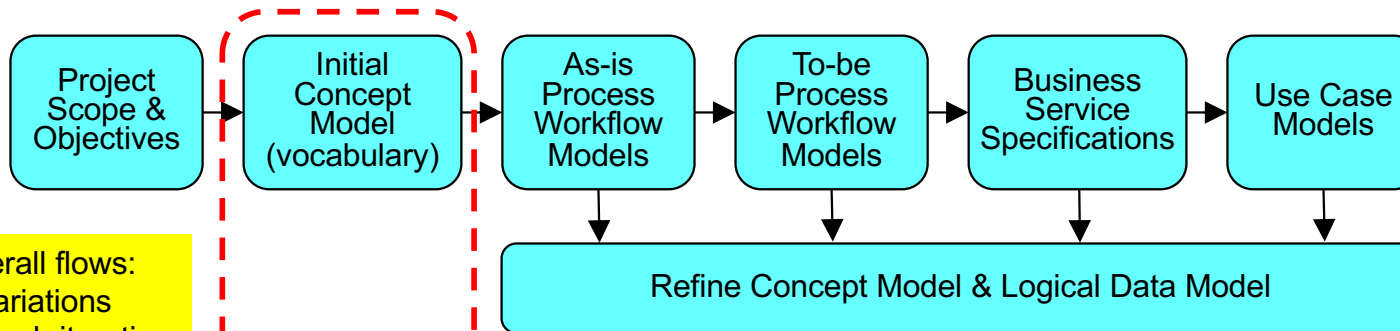
Some important differences

<ul style="list-style-type: none"> ✓ Main ("recognisable") entities only - a singular noun used daily ✓ Main attributes only, many are non-atomic ✓ M:M relationships ✓ Doesn't show keys ✓ Not normalised ✓ A “one-pager” 	<ul style="list-style-type: none"> ✓ All granular entities – many too detailed to come up daily ✓ All attributes included, all are atomic ✓ All M:M resolved ✓ Shows primary & foreign keys ✓ Fully normalised ✓ Five times as many entities
--	--

Techniques and methodologies

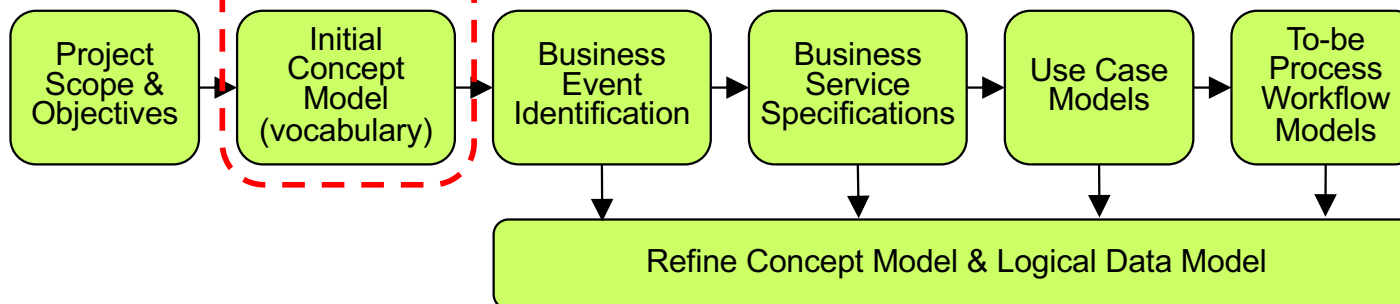
- The same techniques are used in different sequences, with different emphasis, in different methodologies.
- Concept Modelling to clarify language is a great starting point.

Larger project: process-oriented / “outside-in” –

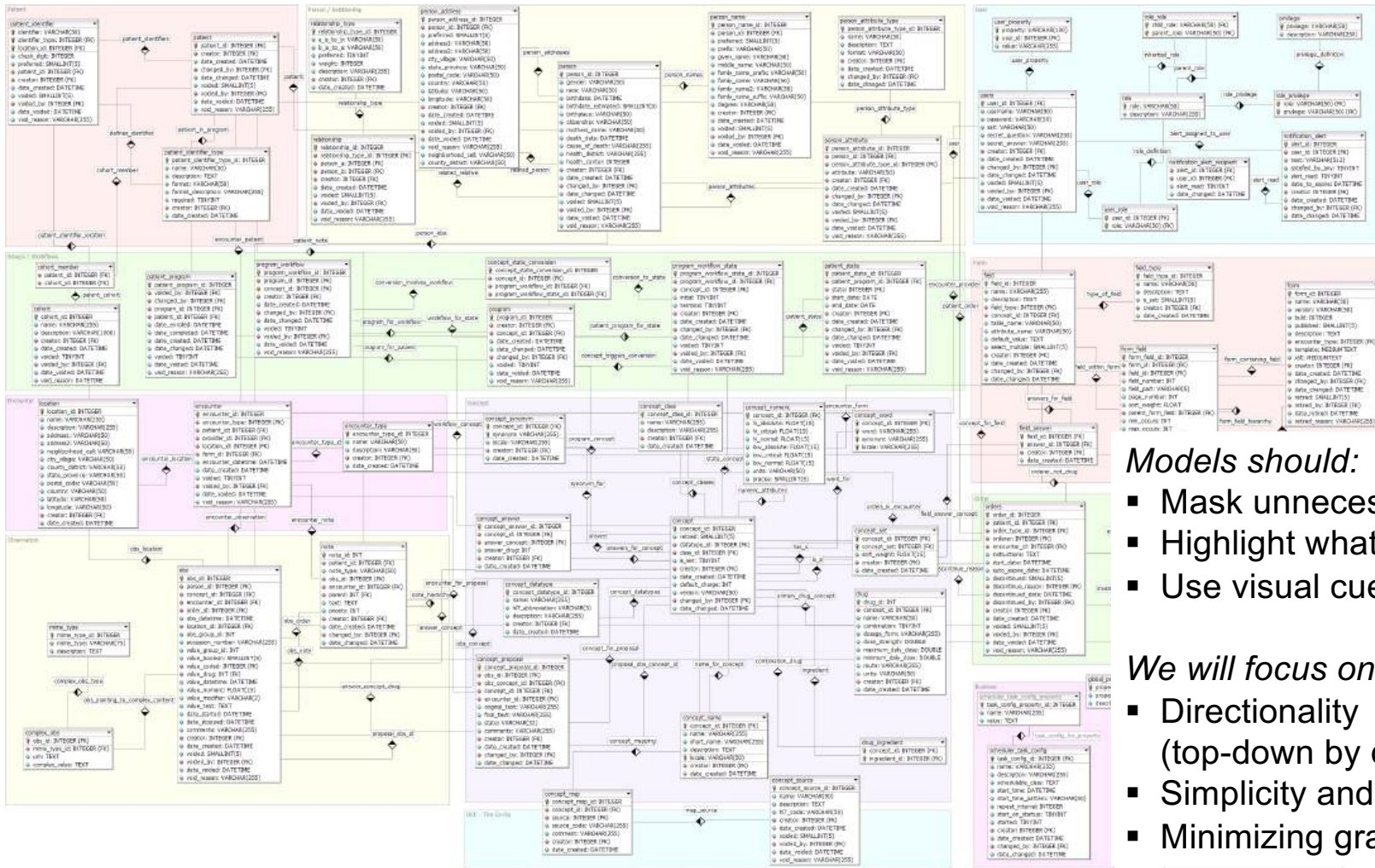


These are typical overall flows:
- there are many variations
- there is always much iteration

Smaller project: service or use case-oriented / “inside-out” –



Entity-Relationship Modelling principles



Models should:

- Mask unnecessary detail
- Highlight what matters
- Use visual cues consistently

We will focus on:

- Directionality (top-down by dependency)
- Simplicity and abstraction
- Minimizing graphic "widgets"

The basics: ERA – Entities

A distinct thing about which the enterprise must maintain facts in order to operate.

Criteria –

- *singular noun* – we can talk about *one of them* (“Employee,” not “Staff”)
- *multiple instances*
- must *need to* and be *able to* keep track of *each* instance
- has *facts* (attributes & relationships) that must be recorded
- makes sense in a “*verb-noun*” pair
- *NOT* an *artifact* like a spreadsheet or report

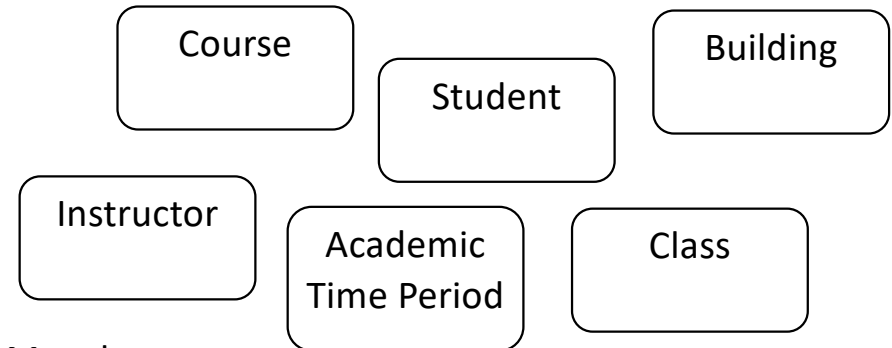
Fundamental to business analysis.

Entities are the things

- processes act on
- applications manipulate
- databases record
- BI & reporting tools provide info about

Two basic types:

- independent – can stand alone
- dependent – must have one or more parents



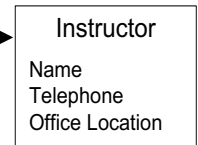
Must be:

- named: business-oriented noun / noun phrase
- defined: “What is one of these things?” or “What do you mean by _____?”

Independent

- “strong”

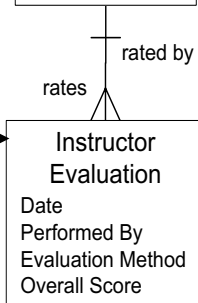
- no relationships “on top”
(no parents)



Dependent

- “weak”

- one or more relationships
“on top” (to parent(s))



The basics – ERA – Relationships

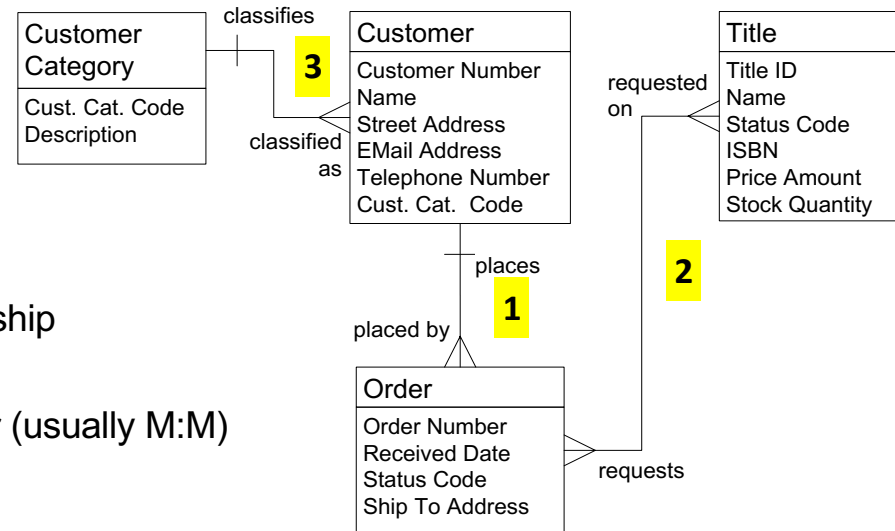
An association between Entities that the business must keep track of

Named in both directions

- verb-based phrase
- the line tells us they *are* related, the name tells us *how*

Different types of relationships

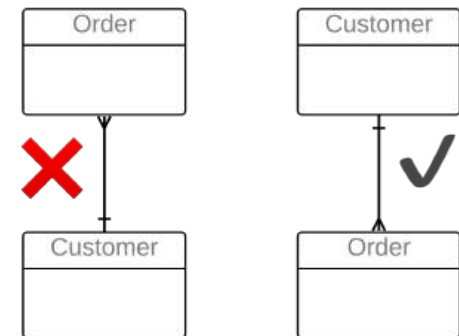
1. parent-child or characterising – “bottom to top” relationship from an entity to a dependent entity (1:M)
2. associating – “side to side” relationship between entities that are not dependent on one another (usually M:M)
3. classifying – “side to side” relationship from reference data to the classified entity (seldom shown in the Concept Model)



Dependency is shown top down – No Dead Crows

Relationships have rules

- cardinality – 1:1 (almost certainly wrong,) 1:M, M:M
- optionality – relationship *may be* present or *must be* present (not shown until later, in the logical model)




Naming and definition – the essence of Concept Modelling

Organisations need a *common language* more than ever...

- Data integration (data lake, data mesh, data fabric, data virtualisation, data warehouse, operational data store, ...)
- Mergers/acquisitions/partnerships/...
- Business analysis – most requirements can't be stated without using a term from the Concept Model
- Performance measures, e.g., KPIs

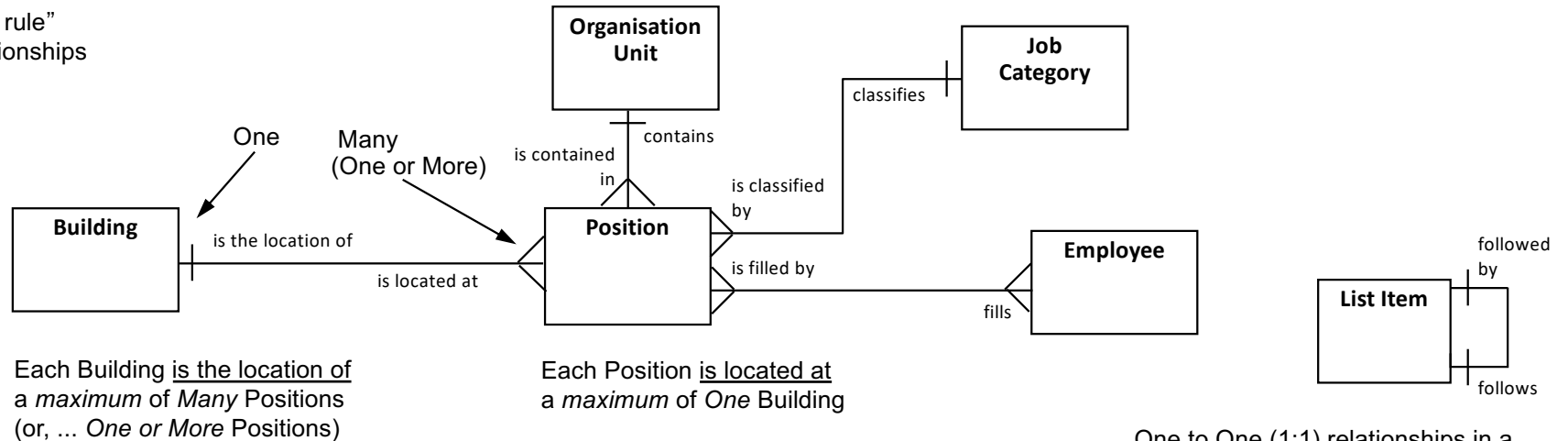
Note – it often works best if you don't start by talking about *Concept Modelling* or *Data Modelling*...



“Now! That should clear up a few things around here!”

Relationship cardinality (maximum cardinality)

A kind of “business rule”
that applies to relationships



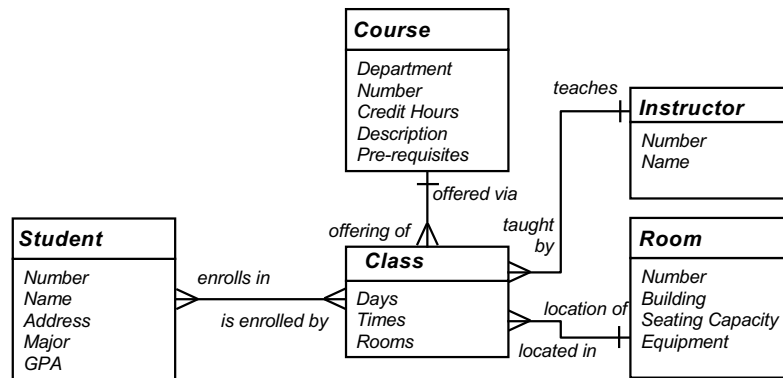
One to One (1:1) relationships in a conceptual or logical model are almost invariably an error except in recursive relationships.

To determine cardinality, *first name the relationships properly, and only then:*

- for each entity, ask
“Can one of these be related to a *maximum* of *One* of the other or a *maximum* of *Many* of the other?”
- record the answer (One or Many) at the “other” end;
later, "One or More" will be better than "Many"
- possibilities – 1:1 (error), 1:M (common), M:M (more work, eventually)

Relationships – state as assertions

1. You *must* state the relationship name as an assertion, in both directions (for clarity and confirmation)
2. Be clear on whether cardinality is “one” or “one or more” (don't worry about “may” and “must” at first)
3. *Emphatically* begin the assertion with the word “Each”
4. Try it on this model...



Note –

A Class is a scheduled offering of a Course during an Academic Time Period, e.g. a Semester or an Academic Year.

During an Academic Time Period there may be one or more Classes for a Course. Each Class is held on specific Days (e.g. Monday & Wednesday,) at specific Times (e.g. 10:30-11:30,) in specific Rooms (e.g. AQ3100 & CC7232.)

Each Instructor teaches one or more Classes
(Sounds good...)

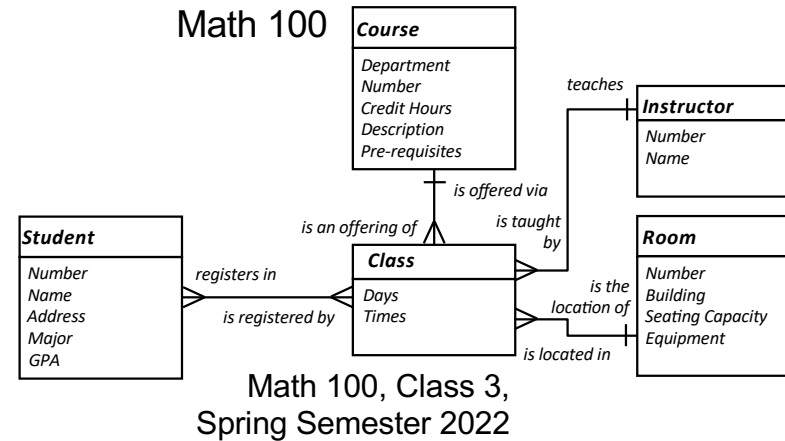
Each Class is taught by one Instructor...

1. Student-Class
2. Course-Class
3. Instructor-Class
4. Room-Class

Which ones might be *incorrect*?

Discussion – state as assertions, identify incorrect ones

In some universities, Students in the same Class could be earning credit for *different* Courses – it could be a M:M relationship.



1. Student-Class
Each Student *registers in* one or more Classes
Each Class *is registered by* one or more Students ✓
2. Course-Class
Each Course *is offered via* one or more Classes
Each Class *is an offering of* one Course ? – depends on Policy
3. Instructor-Class
Each Instructor *teaches* one or more Classes
Each Class *is taught by* ~~one~~ One or More Instructors
4. Room-Class
Each Room *is the location of* one or more Classes
Each Class *is located in* ~~one~~ One or More Rooms

Each Class is taught by One or More Instructors. On what basis?

- team teaching
- backup
- replacement
- specialist
- guest lecturer
- lab assistant
- teaching assistant
- ...

We are discovering reference data to describe an Instructor's Role.

All of this has an impact on the Business Process! It's easier to resolve these rules before working on the Process.

The basics: ERA – Attributes

A fact about an entity recorded as a piece of data.
If facts are needed about a relationship,
we will later (in the Logical Data Model) create an entity
that represents the relationship and records its facts

Like Entities, attributes are named and defined

Not every possible fact – just the ones we need

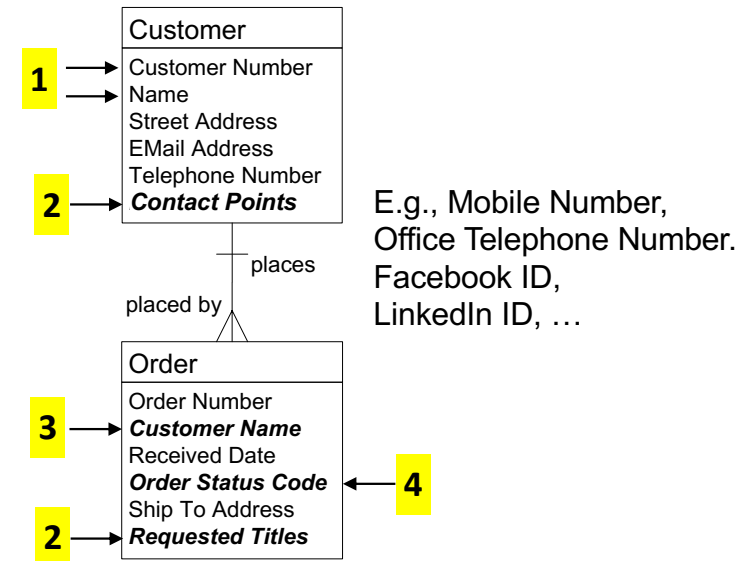
Have properties that we address during the transition from
Concept Model to Logical Data Model

1. base or fundamental attribute
2. single-valued vs. multivalued –
one attribute can have multiple values,
at a time or over time
3. fundamental vs. redundant –
the same value is recorded multiple times
in different entities
4. “user-entered” vs. constrained –
attribute can only come from a limited set,
as in a drop-down list

Traditionally alphanumeric data; now includes richer types e.g.,
retinal scan image or voice audio clip

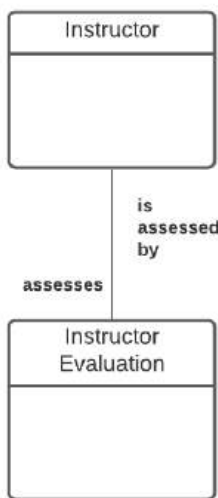
Eventually, an entity will contain only base /
fundamental / *essential* attributes:

- an *essential fact* about that thing (entity)
- *not* multi-valued
- *not* redundant
(a redundant attribute is an attribute that is really an
essential fact about a *different* entity, so its value is
recorded multiple times, redundantly)
- and *not* derived or calculated from other attributes;
otherwise, clearly flagged "derived"

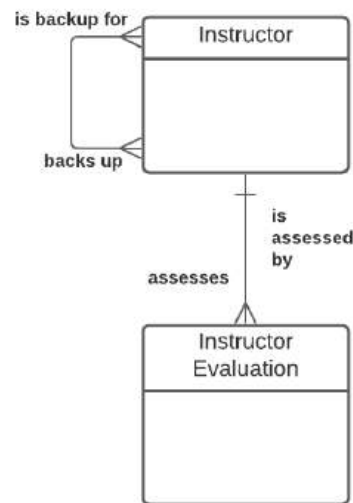


For reference – the Information Engineering symbol set

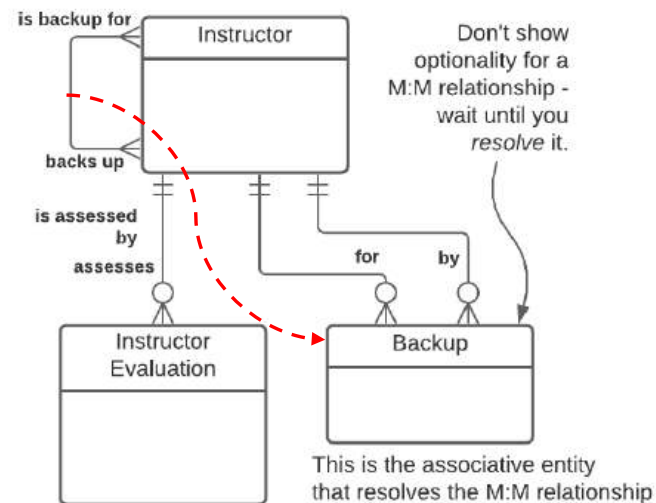
- This symbol set was refined and developed by Clive Finkelstein.
- Known in some tools as the "Martin IE" symbol set.
- Strengths are:
 - symbols are not "overloaded" – they explicitly convey only *one* idea.
 - can show as much or as little as needed in terms of rules.



The two entities are related - that's all this shows



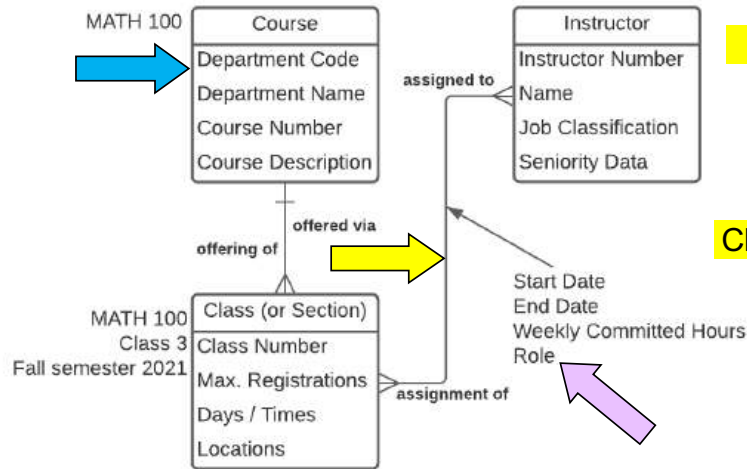
There is a 1:M relationship from the parent entity (business object) to the child entity (business object.)
Optionality is not shown.



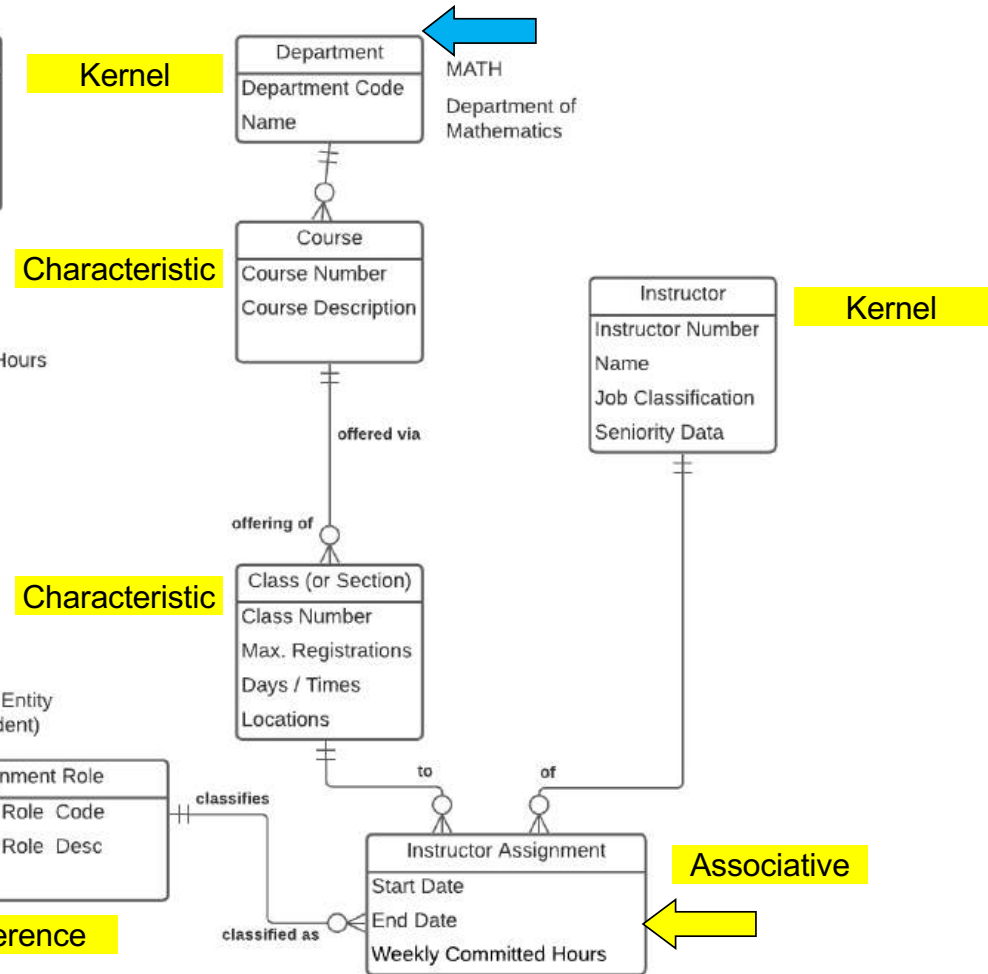
There is a 1:M relationship from parent to child, *optional* for the parent and *mandatory* for the child. (The parent *may* have a child, the child *must* have a parent.)
This is by far the most common relationship in a logical model.

A quick example – from Concept Model to Logical Data Model



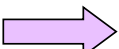
partial Concept Model



beginning the Logical Data Model



In this example we:

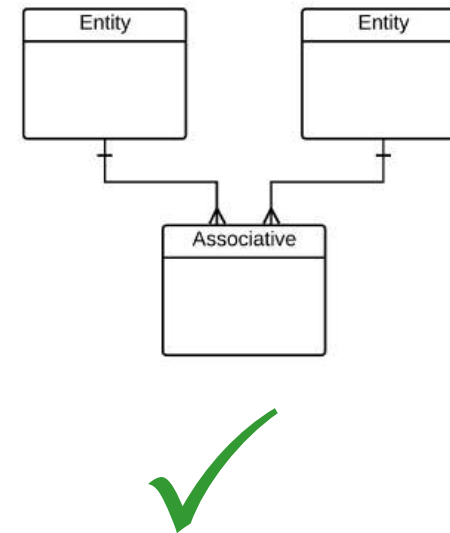
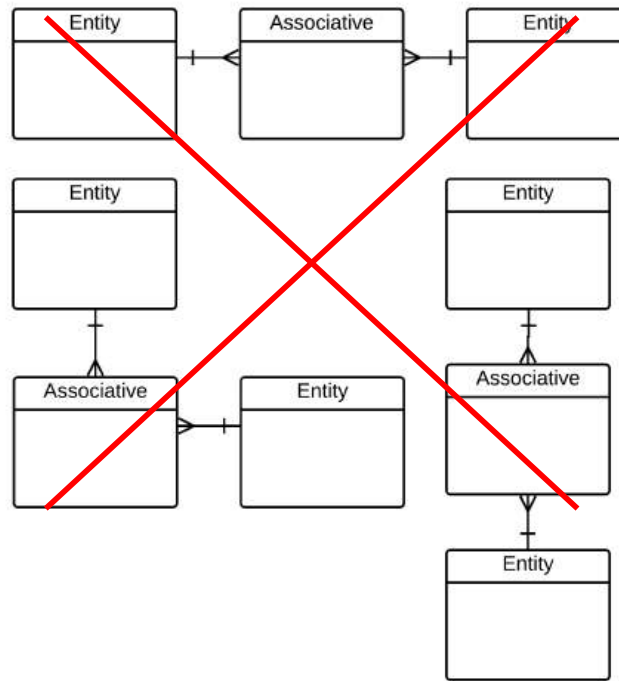
- resolve the M:M relationship between Instructor and Class 
- move redundant Department attributes in Course up into a new Department entity 
- create a reference entity to standardise the values of "Assignment Role" 

Drawing the model – consistency is a virtue

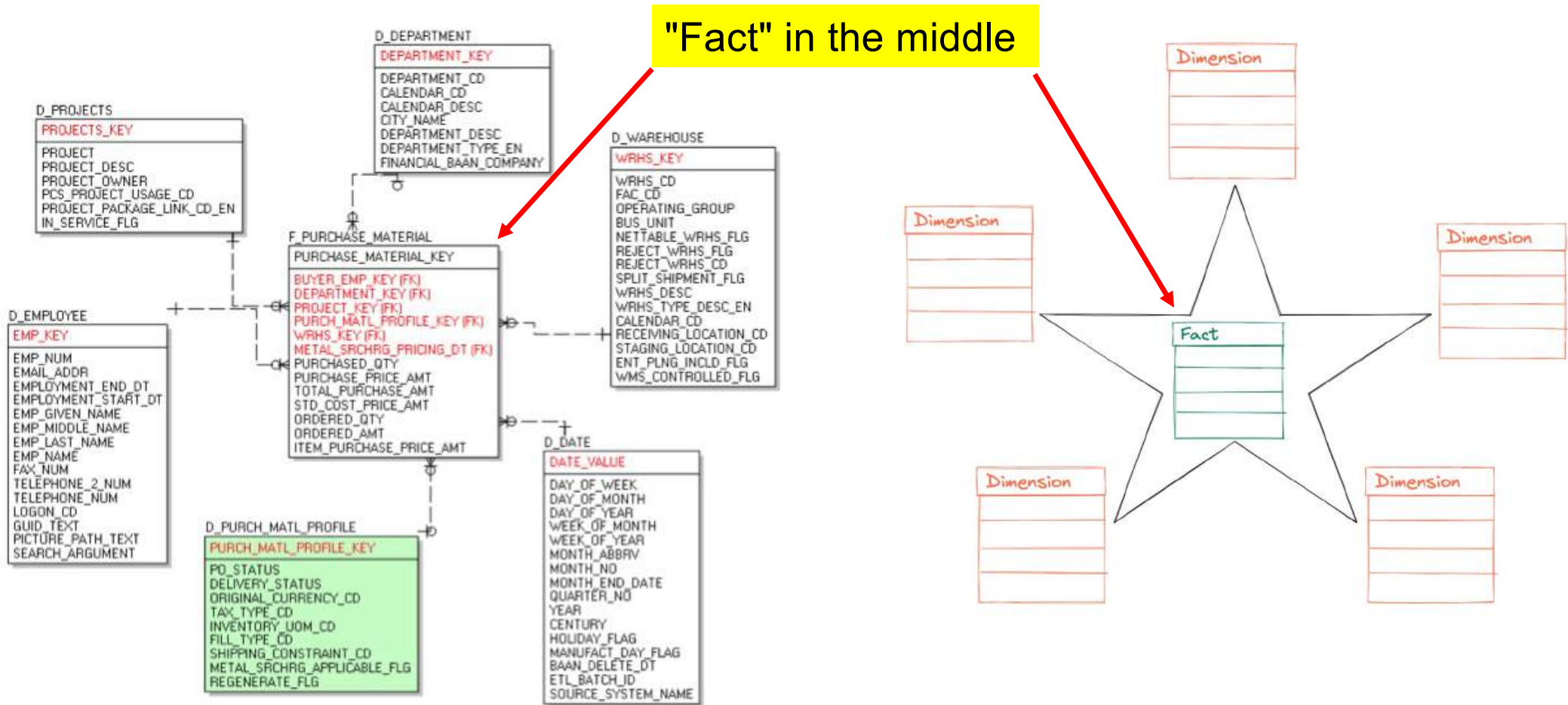
People pick up data modelling without training if you...

- treat it as a natural way to describe a business, not a new technique being imposed on them
- draw the same kinds of things the same way every time

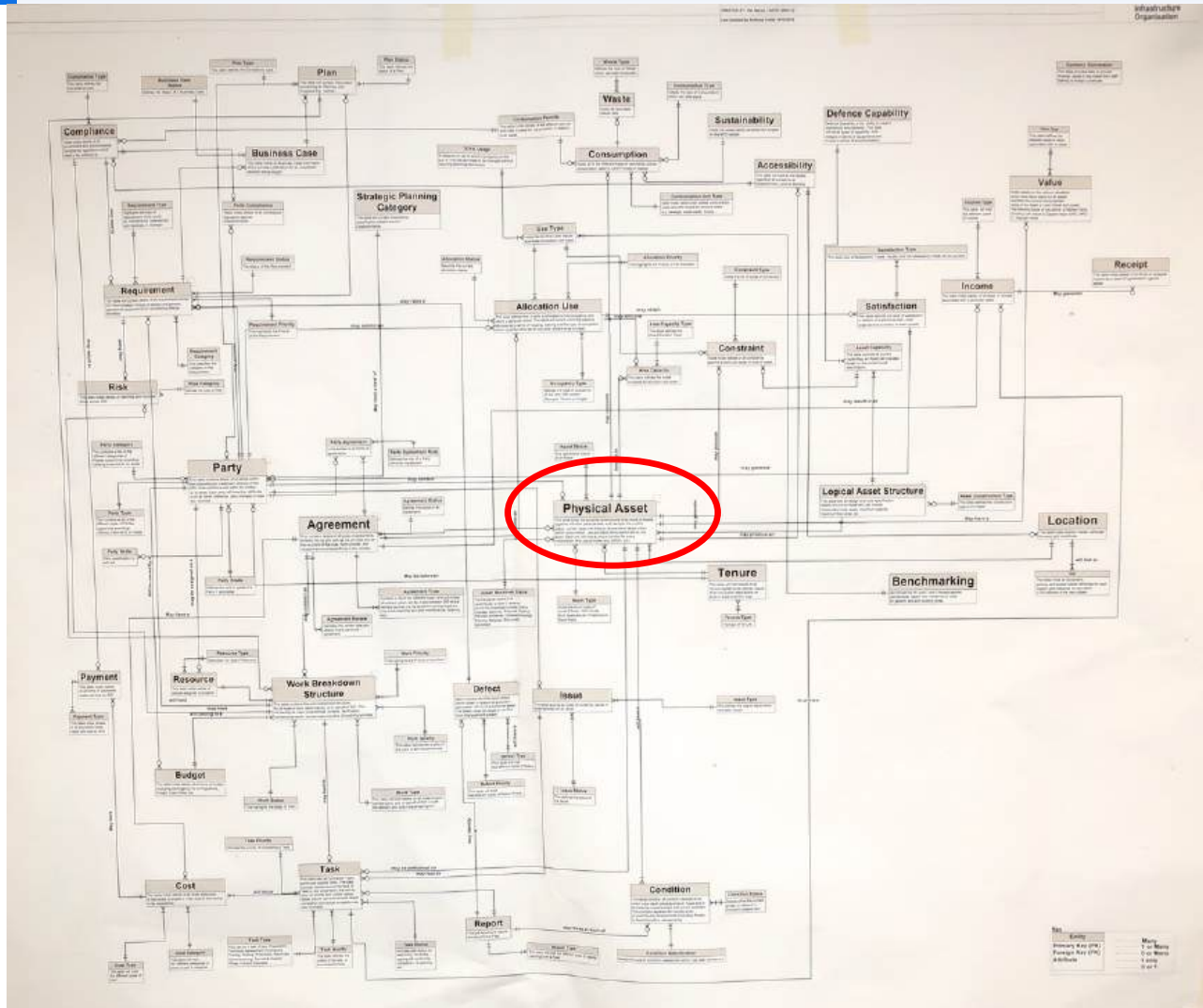
E.g., when drawing an associative entity...



Dimensional / Star Schema models – "middle-out"



"Middle-out" – not a good strategy for ER / Concept Modelling



A common error –
*"the most important
entity should go in
the centre of the
diagram."*

An excellent model
structurally, but very
difficult to follow –
no sense of direction.

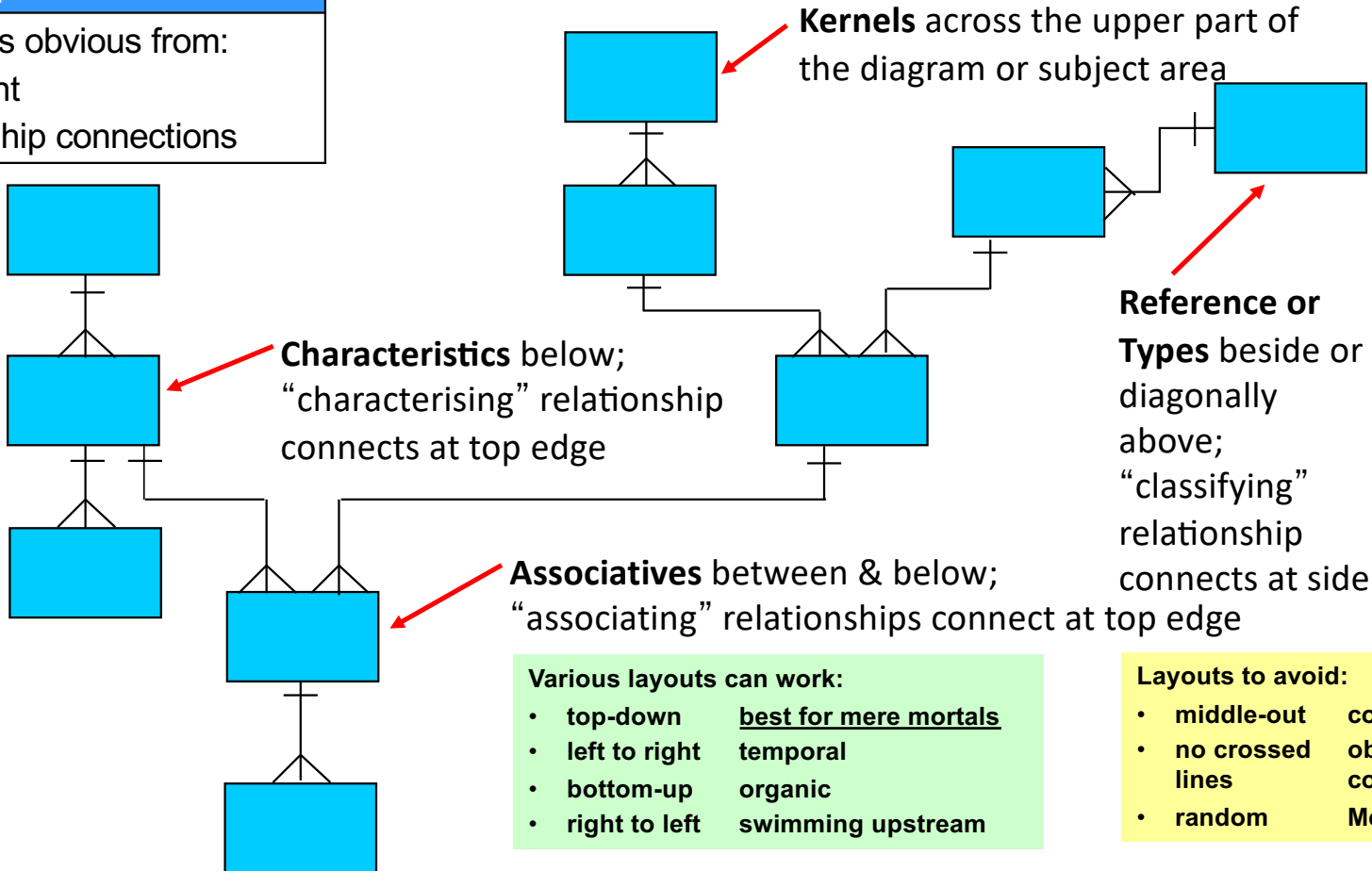
*Concept Models / ER
Models should be
drawn top-down by
dependency.*

Graphic guidelines – the “no dead crows” principle

! Key point

Entity type is obvious from:

- Placement
- Relationship connections



Various layouts can work:

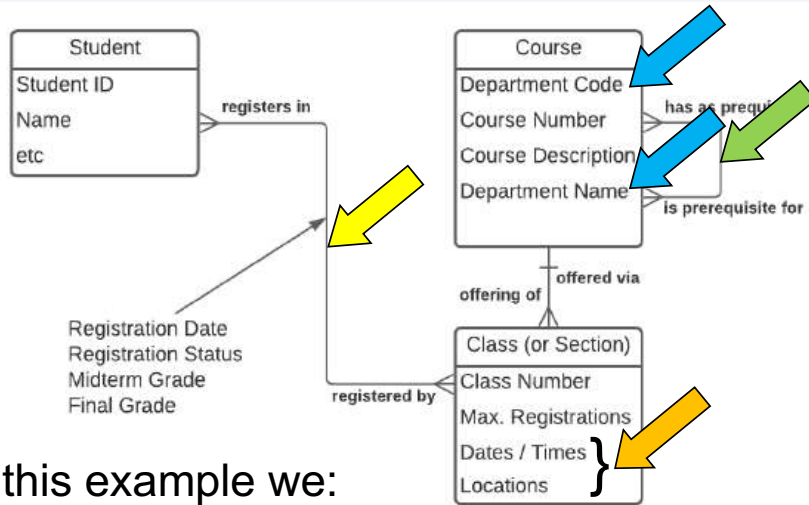
- top-down best for mere mortals
- left to right temporal
- bottom-up organic
- right to left swimming upstream

LAYOUTS TO AVOID:

- middle-out cosmic
- no crossed lines obsessive compulsive
- random Mensa-only

For reference – one more Conceptual to Logical example, drawn top-down

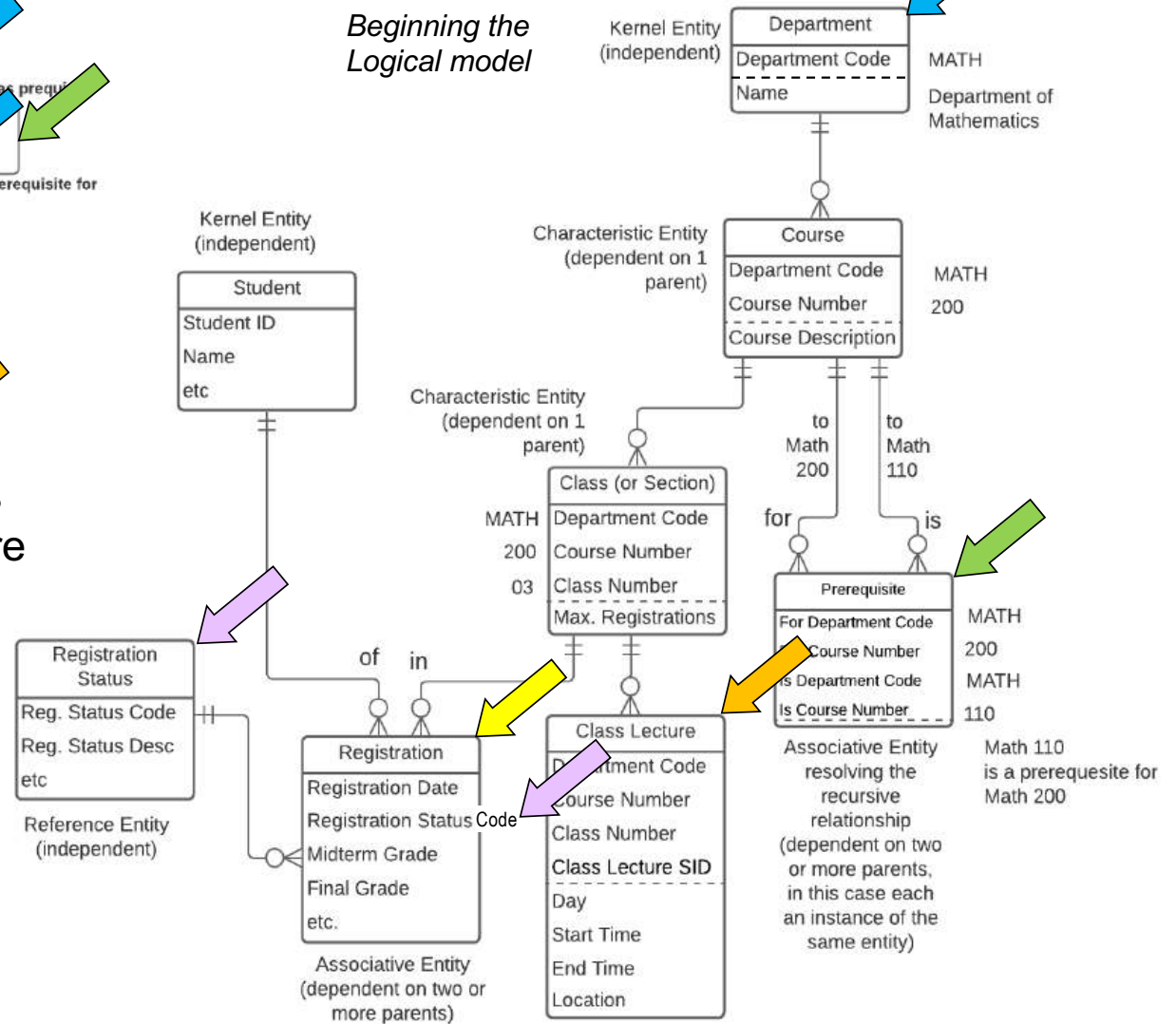
Conceptual



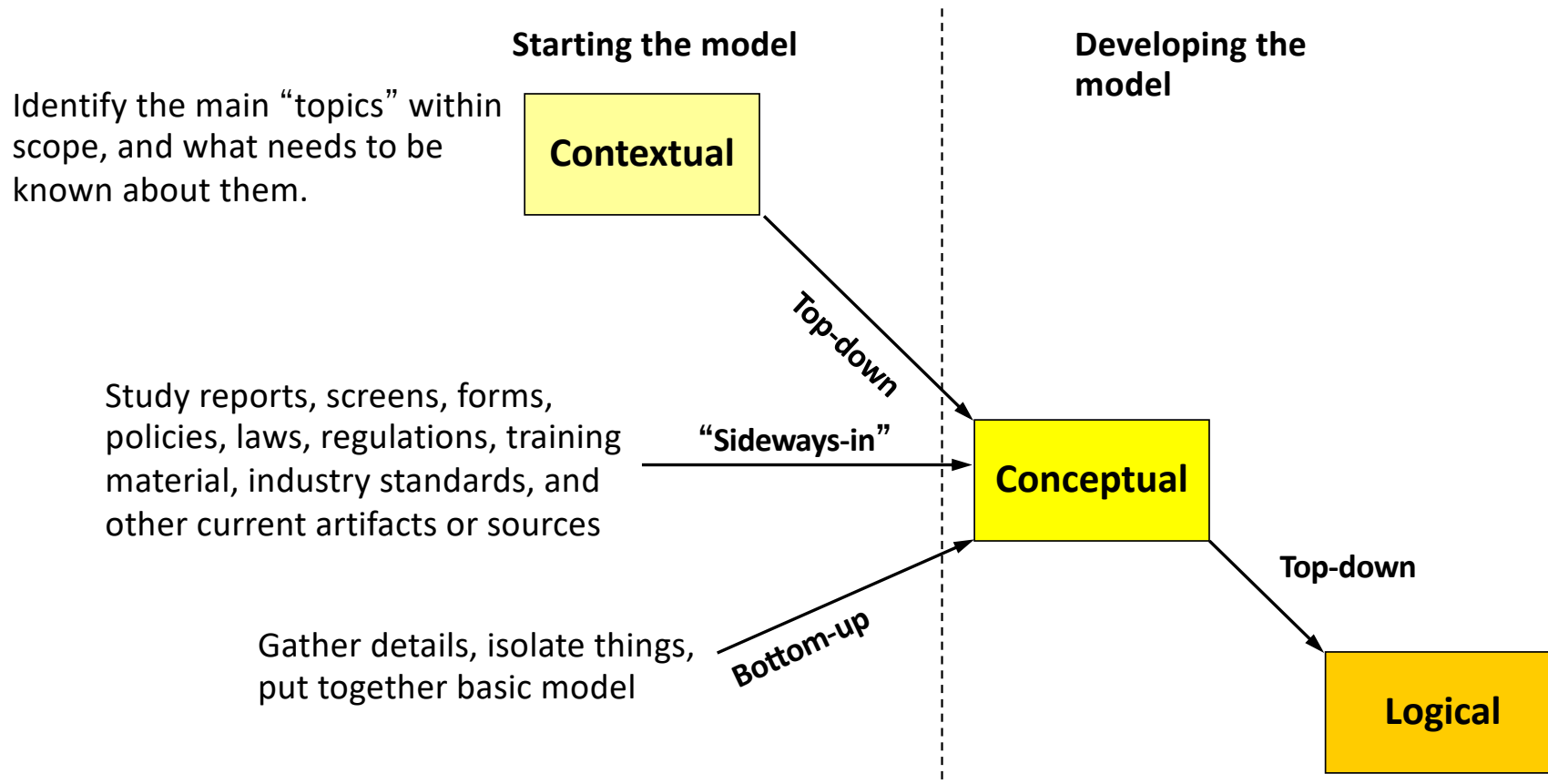
In this example we:

- move multi-valued Class attributes into their own entity – Class Lecture
- resolve the M:M relationship between Student and Class
- resolve the recursive Course to Course M:M relationship
- move redundant Department attributes in Course up into a new Department entity
- move Registration Status into a reference entity

Beginning the Logical model




Different ways to get started



Painful but useful learning experience

The assignment –
facilitating a Concept Modelling
session for a railway's
Track & Structures group



I began by explaining
data modelling...

“An entity is a uniquely
identifiable person, place,
thing, event, ...”

Bad idea!!!

"I can't stand you IT guys!"

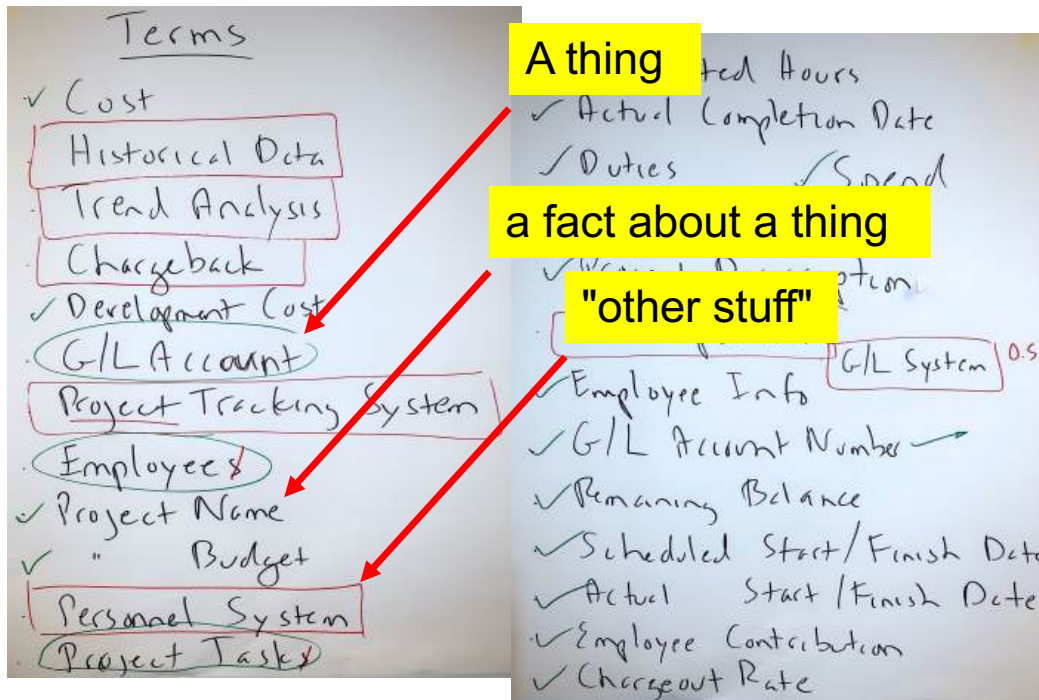
It all begins with language

“Why don’t you learn *our* language?” “Fair point!”

- Brainstormed over 200 terms –
Track, Structure, Line, Siding, Mileboard, Segment, Sector, Route, ...
- Oh-oh... “Now what?” *An idea!*
- Is this “a thing, a fact about a thing, or other stuff?”
- Here’s a Project Management example...

Introduce "thing criteria" as necessary:

- *singular noun* – can talk about *one of them* (*Worker* not *Staff*, *Item* not *Items*)
- *multiple instances*
- *must need to and be able to track each instance* (uniquely identify each)
- *has facts* that must be recorded
- *NOT an artifact* like a spreadsheet or report (not a Call Log or Worker Directory or...)

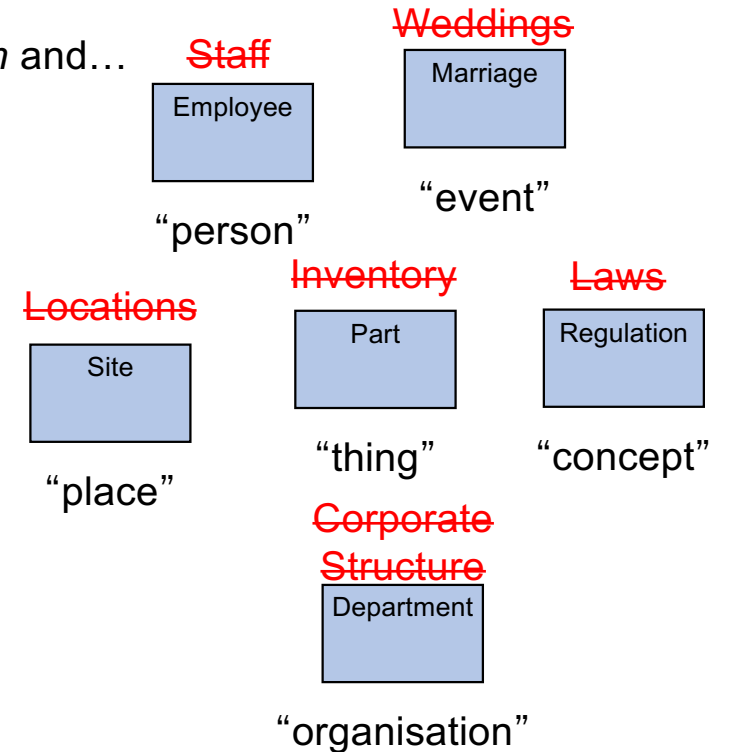


Track & Structures were VERY happy with the 40 entity concept model *they* built.

Entities – more specific criteria

An *entity* is a distinct thing the business *needs* to know about, often described as a *person, place, thing, event, concept, or organisation* and...

- is named with a *singular noun* that implies a single instance
 - not a plural or collective noun, list, set, collection, report, etc.
 - we can discuss “one of them”
- has *multiple occurrences* (or instances)
 - *need* to and *can* keep track of (differentiate) each occurrence
- has *facts* that must be recorded, e.g.
 - *Student* attributes: Number, Name, Birth Date, Major, GPA, ...
 - *Student* relationships: “majors in” *Subject*, “enrolls in” *Section*
- is acted on by *processes*, so they make sense in a “verb-noun” pair
- refers to the *essence*, not the implementation (“What, not who or how”) – *the most common error is to identify artifacts (forms, reports, spreadsheets, ...) as entities!*



Let's look at some common errors...

Identifying Entities – four common errors

1. Treating an “artifact” (a spreadsheet, report, web page, form, etc.) as an Entity – an Entity is a fundamental thing – “*what*” – with no reference to “*who or how.*”
Artifacts typically contain attributes from *multiple* Entities
e.g., “*Admission Request Form*” or “*Orders Summary Spreadsheet*”
or “*Daily Call Log*” or “*Class Roster*” or “*Materials List Fax*” or...
2. The “types vs. instances” problem – failing to clarify if the Entity deals with *types* of things (or *categories* or *kinds* or *classes* of things)
vs. specific *instances* of things
e.g., “*Vehicle*”
(An example of this is coming up.)
3. Identifying an Entity that exists in the real world, but whose *instances* can't be uniquely identified
e.g., “*Transit System Passenger*”
4. Identifying Entities that are simply too vague, or are just a “fact of life;” that is, the name doesn't imply a single *instance*
e.g., “*Weather*” or “*the Environment*” or “*the Economy*” or “*Society*”

Types vs. Instances – “What do you mean by a Bus?”



A category of Bus – a "meta-Type?"
A Make and Model of Bus – a Type?
An individual Vehicle? – an Instance?

Model	Length	Width	Introduced
XcelSior ^[18]	35 feet (11 m) 40 feet (12 m) 60 feet (18 m)	102 inches (2.6 m)	2008
MIDI	30 feet (9.1 m) 35 feet (11 m)	96 inches (2.4 m)	2013

“What do you mean by a Bus?”

254 British Properties



Inbound From Glenmore and Bonnymuir via Bonnymuir, Stevens, Taylor Way to Park Royal terminus (extends to Downtown Vancouver during Monday-Friday peak hours).

Outbound From Park Royal (from Downtown Vancouver during Monday-Friday peak hours) via Marine Drive, Park Royal South, Taylor Way, Southborough, Eyremount, Cross Creek, Chartwell, Crestwell, Eyremount, Fairmile, Southborough, King Georges Way, Robin Hood, Kenwood, St. Andrews, Bonnymuir to Glenmore terminus.

Park Royal to British Properties and return to Park Royal

MONDAY TO FRIDAY							
Connecting Buses Leave Downtown Vancouver	Leave Park Royal	Leave Eyremount at Highland	Leave Bonnymuir at Glenmore	Leave Eyremount at Highland	Leave Marine at 14th	Arrive Park Royal	Arrive Downtown Vancouver Connecting Buses
6.35	6.53R		7.03	7.15	7.31	7.34	7.54
6.45	7.23R		7.33	7.45	8.01	8.04	8.24
7.47	8.07R		8.17	8.28	8.44*	8.47	9.16
8.20	8.40	8.53	9.06		-	9.15P*	9.41
9.22	9.47P	10.00	10.13		-	10.22P*	10.43



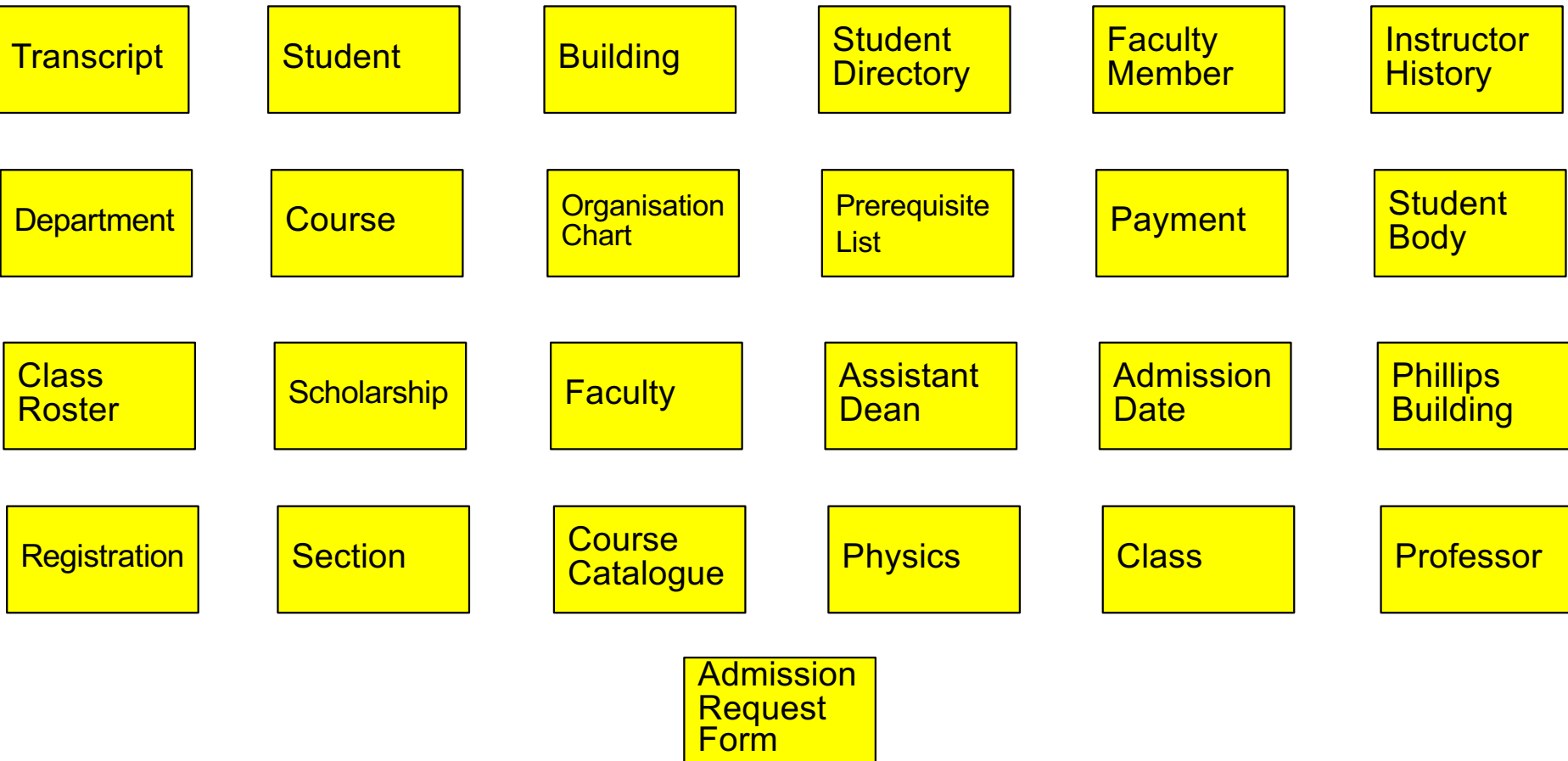
A Bus Route?
A Bus Route Scheduled Departure
An instance of a Bus Route Scheduled Departure?

Never be afraid to ask “What do you mean by...?”




























Homework – good Entity or not?

Which of the following might **not** be valid entities?
And if not, *why* not?



Answers – good Entity or not?


Which of the following might **not** be valid entities?
And if not, *why* not?

 Transcript a report	 Student	 Building	 Student Directory a report	 Faculty Member	 Instructor History a list, "history" is not singular
 Department	 Course	 Organisation Chart a visual report	 Prerequisite List a list	 Payment	 Student Body not singular
 Class Roster a report	 Scholarship	 Faculty	 Assistant Dean a Job Title	 Admission Date an attribute	 Phillips Building an instance
 Registration	 Section	 Course Catalogue a report	 Physics an instance	 Class	 Professor a Job Title
			 Admission Request Form a form (artifact)		

Entity definition basics

Definitions must focus on what a single instance is:

- Not “how they're used” or “how they're created” or “why we care” or “how the process works” or “interesting problems and tidbits” etc.
- They simply answer the question “What is *one* of these things?”

	Key Point
“What is one of these things?”	

The most useful questions:

“Can anyone think of examples that might surprise someone else – that is, anomalies or potential sources of confusion?” E.g., to define *Customer*...

- “In our area, other divisions are treated as customers”
- “We record recipients of charitable donations as customers.”

“Could we list some examples?” e.g.,

Rita Smith, Acme Auto, Ministry of Finance, homeowners... (aha!)

“Does this deal with “kinds of things” or “specific things?”

- “kind” - Customer Category vs. “specific” – an individual Customer
- if it's a specific thing, still ask if there are recognised types (e.g., Personal, Corporate, Government; Lead, Prospect, Active)

Entity definition – bad example then a good format

~~Customer~~

~~We have a variety of Customers that operate in multiple geographies, and these must be tracked in order to consolidate purchasing statistics and enable our rating process to identify our best Customers.~~

Customer

1. A Customer is a person or organisation that is a past, present, or potential user of our products or services.
2. Current examples include Solectron (contract manufacturer,) Cisco Systems (OEM,) Arrow Electronics (distributor,) Best Buy (retailer,) M&P PCs (assembler,) and individual consumers.
3. Excludes the company itself when we use our own products or services but includes cases where the Customer doesn't have to pay (e.g., a charity.)

Entity definition format:

1. A description of which real-world things will be included in scope.
This might be developed from a list of standard “thing types” – person, organisation, request, transfer, item, location, activity, etc.
Be sure to identify any specific inclusions (“This includes...” or “This is...”)
2. Illustrate with examples:
 - 5 – 10 sample instances
 - diagrams or scenarios
 - illustrations such as reports or forms
3. Interesting points – anomalies, synonyms, common points of confusion, etc.
May include specific exclusions (“This excludes...” or “This is not...”)

Discussion – starting an Entity definition

“Can anyone think of examples that might surprise someone else – that is, anomalies or potential sources of confusion.”

E.g., how could we legitimately have different ideas what “Employee” means?

-
-
-
-
-
-
-
-
- ...

Employee

Project

Account

Task

Discussion – starting an Entity definition

“Can anyone think of examples that might surprise someone else – that is, anomalies or potential sources of confusion.”

E.g., how could we legitimately have different ideas what “Employee” means?

F/T vs. P/T?

Only IS Department?

Include management,
or only individual contributors?

Still in recruitment (an applicant)?

Onboarded? on probation? active? retirees?

Include contractors, student interns, vendor staff, etc.?

Volunteers?

A type of worker (DBA or tester) or a specific person?

A robotic, automated, or AI agent?

Employee

Project

Account

Task

Starting an Entity definition

“Can anyone think of examples that might surprise someone else – that is, anomalies or potential sources of confusion.”

E.g., how could we legitimately have different ideas what “Employee” means?

F/T vs. P/T?	– Both
Only IS Department?	– No
Include management, or only individual contributors?	– Yes, everyone
Still in recruitment (an applicant)?	– No
Onboarded? on probation? active? retirees?	– Yes, all
Include contractors, student interns, vendor staff, etc.?	– Yes, all
Volunteers?	– Yes
A type of worker (DBA or tester) or a specific person?	– No, only a specific person
A robotic, automated, or AI agent?	– No, only a real person

Employee

Project

Account

Task

Defining the Entity "~~Employee~~" – "Worker"

Definition format:

1. A description of which real-world things are within in scope, and any specific inclusions (“This *includes...*” or “This *is...*”)
2. Illustrate with examples – 5 to 10 sample instances or types
3. Interesting points – anomalies, synonyms, common points of confusion, etc.
May include specific exclusions (“This *excludes...*” or “This *is not...*”)

Worker (renamed from Employee):

A *Worker* is a person, whether or not directly employed by *the company*, but with some sort of employment contract or arrangement, who has been or may be assigned to a Project.

Worker includes:

- Full or Part-time Employees who have been onboarded, including Probation, Active, Seconded, Suspended, Retired...
- Contractors
- Consultants
- Student Interns
- Vendor Staff Persons
- Company Owners and Managers

Key points:

- "Worker" was chosen as the entity name because it is more generalised than "Employee."
- A Worker may not necessarily be billable on a Project, e.g., a non-chargeable Subject Matter Expert or Volunteer
- Worker excludes:
 - Job Roles, e.g., DBA or Technical Writer
 - Robotic, Automated, or AI Agents (this might change)

Another example – starting an entity definition for *Task*

“Can anyone think of examples that might surprise someone else – that is, anomalies or potential sources of confusion.”

E.g., how could we legitimately have different ideas what “Task” means?

-
-
-
-
-

Worker

Project

Account

Task

Another example – starting an entity definition for Task

“Can anyone think of examples that might surprise someone else – that is, anomalies or potential sources of confusion.”

E.g., how could we legitimately have different ideas what “Task” means?

Key points that typically arise:

- A *type* of Task or a specific Task?
- Part of a specific Project or used across *multiple* Projects?
- Produces a specific deliverable or state?
- Time-bounded or ongoing?
- Performed by *one* Worker or one or more Workers?
- ...

A **Task** is a specific, time-bounded, unit of work, within a single Project, intended to be performed by one or more Workers, that produces an intended deliverable or achieves a specific state.

Examples:

- Code *Place Order* service
- Test *Place Order* service

Excludes:

- types of Tasks
- ongoing (non time-bounded) activities such as management or administration

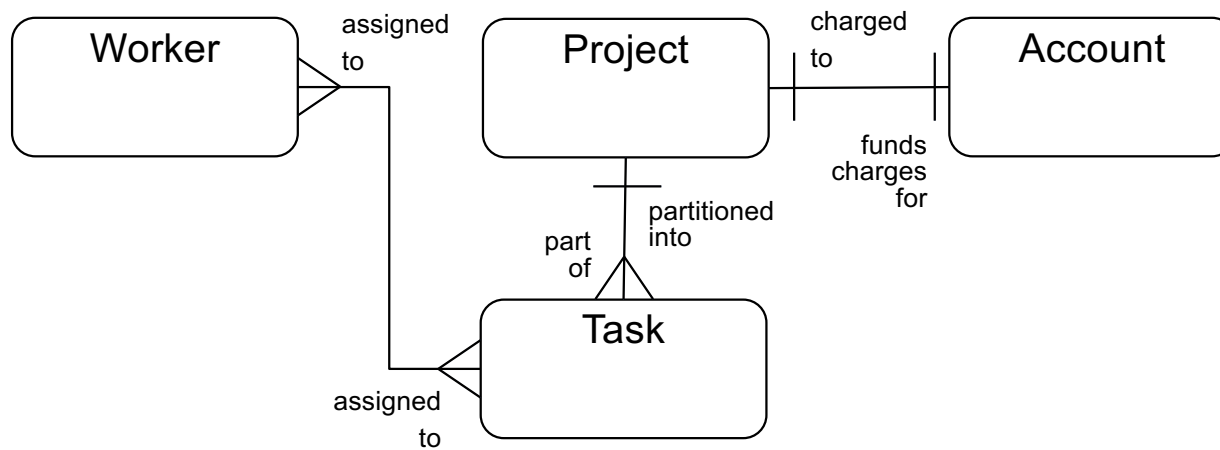
Worker

Project

Account

Task

Now we have definitions – it's "safe" to draw the ER model



First arrange entities top-down by dependency.
Then add relationships with a verb-based phrase.
Then add cardinality (1:1, 1:M, M:M.)

Bottom-up Concept Modelling with top-level executives

Client: mid-size credit union (a "member-owned bank") in US southwest

- BI team wants to improve modelling of complex *operational* data – schedule in-house delivery of our *Business-Oriented Data Modelling Masterclass*
- BI team invites Chief Strategy Officer (CSO) to attend Day 1
- In-class example shows how important terms and definitions are – CSO is impressed
- The example – one of the world's largest credit card issuers responds to competitor's goals...



We'll look at this bottom-up modelling example if there's time.



"What is a Customer?" at the credit card issuer

Competitor: "We will have 1 billion customers by the year ____."

Credit Card Issuer CEO (Famously aggressive and competitive): "We'll have more!"

- CEO, later: "But how many Customers do we have now?"
- IT folks try to answer the question by counting Customers
- Answers start coming in – varying by *orders of magnitude!*
- CEO was unimpressed:
"IT, you have a \$330M annual budget
and you can't tell me how many Customers we have?!"
- IT (bravely) pushes back –
"It's not an *IT* problem, it's a *business* problem.
There's no definition of a *Customer*."
- **Note** – CEO was impressed by the pushback and the
first Data Resource Management group was formed
- The exercise – what were people counting?



Counting customers

Corporation/
Enterprise

Corporate
Account

Statuses
(active,
inactive, ...)

Card

Person

Using a
Name & Address match
– good luck with that!

Account-
holder

Personal
Account

Cardholder

Merchant

Imprint
Machine /
PINpad

CSO, to Steve, the BI lead: "Hey, Steve, do we know how many *Members* we have?"

Steve: "Not even close..."

CSO: "We need to get the Leadership Team together and do some of this stuff."

Preparation –

- Schedule three sessions, Mon-Tue-Wed, 08:30 – 14:30. *Not Full Days!!!*
- *Virtual* first, *in-person* later
- Via email, we gave a "homework assignment"
 - Please spend ~10 minutes listing terms you use daily.
 - Please identify information you need but can't get, or don't trust it
 - No right or wrong – goal is familiarity with your terminology
- The text of our email...

Before the session, it would be very helpful if everyone could do two things:

- Spend up to 10 minutes or so listing any terms that come to mind that you use on a frequent basis. Each item in your list could be the name of something you need to track, a fact about a thing, a spreadsheet, a report, a metric, a system, a database, or anything else that comes to mind. I'm hoping everyone can list thirty or forty things. There is no "right or wrong" – this helps me learn the language and provides clues to what the most critical terms might be.
- Think of one to three examples of information you'd like to be able to get, but either you can't, or you're not sure how accurate it is. For instance, at a US university last week, a Vice-Provost said she would like to know "How many non-resident, tenure-track Faculty do we have." Of course, this means agreeing what is meant by "Faculty," "tenure-track," and "non-resident." (I've done a LOT of work in higher education and can promise you there is not agreement on what those terms mean.)

That's the whole point of our sessions next week. :-)

Excellent responses to "homework"

Responses can be seen individually in the appendix.

As it pertains to the data needs of Community Relations, Membership Development, and our Foundation my feedback is below:

Data Terms:

General

- Mer
- Mer
- Indi
- Acc
- Ser
- Co-
- Prin
- Joir
- Pay
- FIS
- Co
- DM
- Pas
- Tot

- Delinquency
- Since Inception
- Metrics
- Aggregate
- Reports
- Query
- Database
- Storage
- Visual representation of data
- Timeframe

Information access:

- The ability to query data to match the format funders are requesting
- Different data sets located in multiple places. Integration of systems would be helpful (accounting system not integrated with data integrations)
- Membership by SEG
- Ad hoc reports
- Full understanding of Data Integrations capabilities (menu of services)

- Roll rate

it based on number

mbers for loans, loan
anlink and XP talking

ia

1
1

Some had little to say, others had lots

- What do we consider a Member in reporting?
- What do we consider an Account in reporting?
- How do we determine how many members we have? Is it based on number of individual memberships or unique SSN?

General Terms

- Member
- Membership
- Individual
- Account
- Services
- Co-borrower
- Primary
- Joint
- Pay off
- FIS (Clientlink)
- Co – op (Springboard)
- DMI
- Past due
- Total due

Member Solutions Terms

- Carmpro (collections system)
- ARM (recovery system in Carmpro)
- Promise to Pay (PTP)
- Payment by interval i.e by hour or day
- Call by interval i.e. by hour or day
- Balances saved by interval i.e by hour or day
- Charge off
- Repossession
- Penny loan
- Workout loan
- Fixed Payment Plan
- Loan Extension
- Bankruptcy by chapter 7,11,13
- Delinquency
- Delinquency rate
- 60 day + delinquency rate
- Charge off rate
- Net Charge off rate
- Recovery
- Recovery rate
- Forced closed
- Lexis nexis
- Credit bureau /credit report
- Skip tracing
- Net flow rate
- Leading edge rate
- Roll rate

All were useful

Terms:

- Household income
- Member growth
- Loan originations per member
- Average relationship balance
- Average relationship account
- Fee income per member
- Net income per member
- Marketing expense per member
- Member trends
- Market segmentation
- Mobile/Online banking penetration
- Member investment products
- Member retirement products
- Lending market overview (credit card, mortgage, auto, home equity)
- Benchmarking
- Payment information (how cards are used)

I went through all the "homework" and selected ~40 terms that qualified as "things" (or entities, or business objects, or classes, or...)

Examples:

- Product/Service adoption based on campaigns
- Track acceptance rates on promotions
- Tracking the new member sales path (similar to what we are doing with the organic growth project)

Present 40 potential "things" from "homework"

More than enough to work with – here are 30:



They added more...

"Wow – you actually *did* something with our homework!"

A legible version of how we chose "things"

An entity is a distinct thing the business *needs* to know about, and...

- is named with a *singular noun* that implies a single instance
 - not a plural or collective noun, list, set, collection, report, etc.
 - we can discuss “one of them”
- has *multiple* occurrences
 - all are essentially similar (e.g., have same facts)
 - *need* to and *can* keep track of (differentiate) each occurrence
- has facts that must be recorded, e.g.
 - *Student* attributes: Number, Name, Birth Date, Major, GPA, ...
 - *Student* relationships: “majors in” *Subject*, “enrolls in” *Section*
- is acted on by processes, so they make sense in a “verb-noun” pair
- refers to the essence, not the implementation (“What, not who or how”) –
the most common error is to identify artifacts
(forms, reports, spreadsheets, ...) as entities!

People appreciate solid guidelines

And now we have a plan!



They decided
on Monday we will focus on –

- Member
- Membership
- Person
- Individual
- Account
- Organisation
- Business Entity
- Primary
- Co-Borrower
- Relationship
- Product
- Product/Service

We followed this framework for every definition

Building definitions:

- first, what are the "anomalies, potential sources of confusion, and legitimate differences of opinion?"
- then, what kind of thing is this?
(person, event, concept, request, ...)
and
what criteria must it meet?
- then, list some examples
- then, summarize some anomalies, synonyms, interesting facts.

Psychology!

1 - building a "Member" definition...

Member has rights

Anomalies, sources of confusion, differences

- status - only those in good standing?
- legal vs. natural

ownership of account. (the primary)

- a member who opened the account (it's under their SSN)
- vs
joint members.

Bylaw definition:

- tied to ownership of primary ~~or~~ savings account
- \$5 on deposit.
- primary and joint are members
- OR
- just the primary owner of the account

A Member is a Party (Person or Organisation) that is the primary on at least one ^{Membership} Savings Account that maintains a minimum balance of \$5.00. Currently, this is what we do operationally.

~~Should say "primary or joint on at least..."~~ Members have rights

It's not what we do for voting, but we should

- a Member has voting privileges
- only Members can hold an IRA - a Tax ID is needed.

[insert Tom's quote here
NCUA bylaws on member's rights]

... which is different than "Membership"

A Membership is ~~an umbrella~~ a mechanism (an umbrella) via which one or more Accounts are managed, one of which must be a Savings Account with a minimum balance of \$5.00 per Member.

- Why would a Member want multiple ~~relationships~~? Memberships.
 - sequester certain types of financial activities (e.g., kids' education)
 - not be exposed
 - ...
- Various Party Roles can play a role in a Membership - Member, Customer, and ... ? ?

... which is different than "Customer"

A Customer (a "guest") ^{non-Member} | have privileges
is a Party able to use the
Products and Services of [redacted]
- a customer can ^{jointly} borrow.
- may have ownership of an Account
including decision-making authority,
m - where the decision ^{could be} to
close an account, thereby
eliminating the ^{primary} Member's
status
- this could raise legal challenges,
but it cuts both ways - if
the primary is going delinquent,
the joint may want to ^{limit} ~~sever~~
(relinquish) their exposure by closing the
account (and increase our ^{confusion})
- we ^{reduce} ~~minimize~~ our exposure by
disclosing all of this.

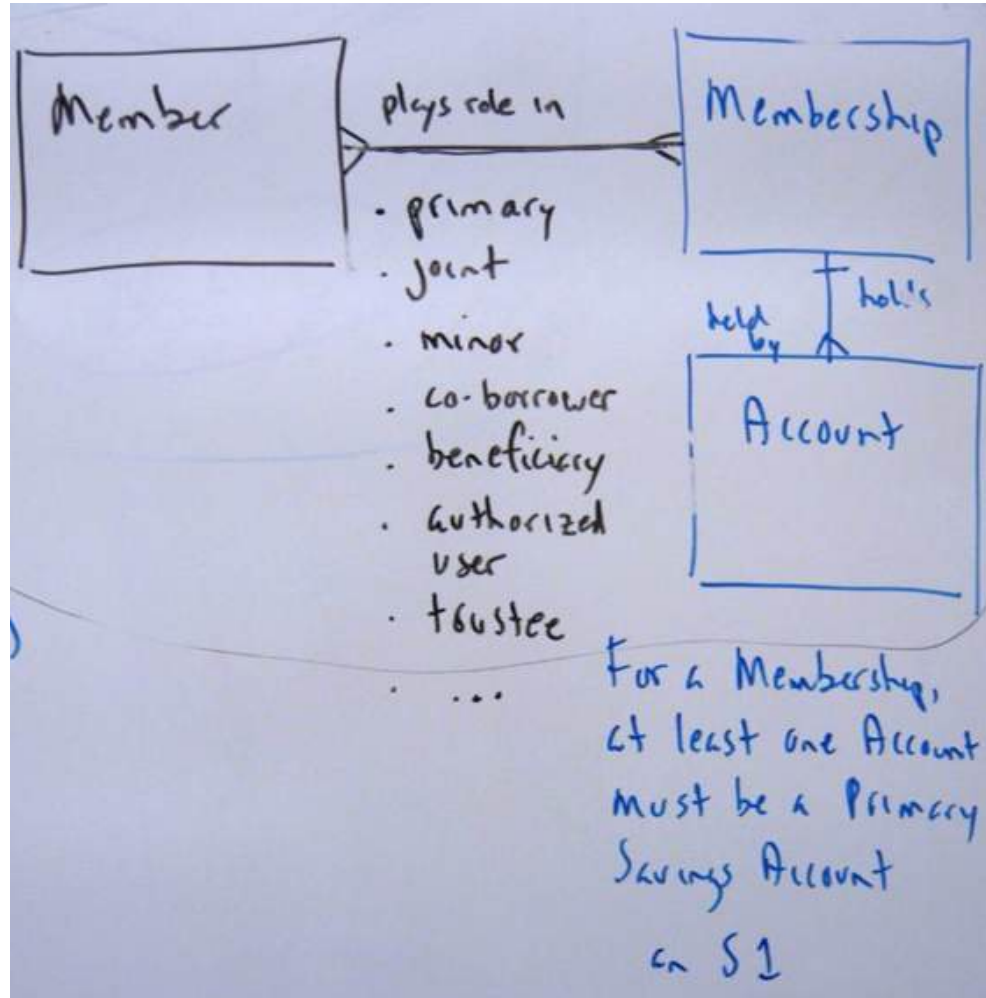
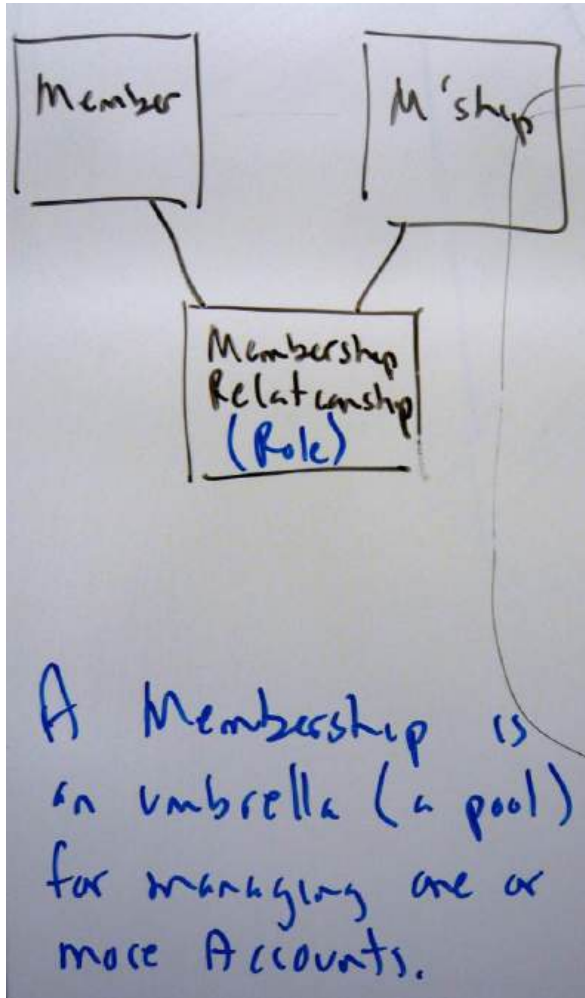
... which is different than "Party"

Party 1/

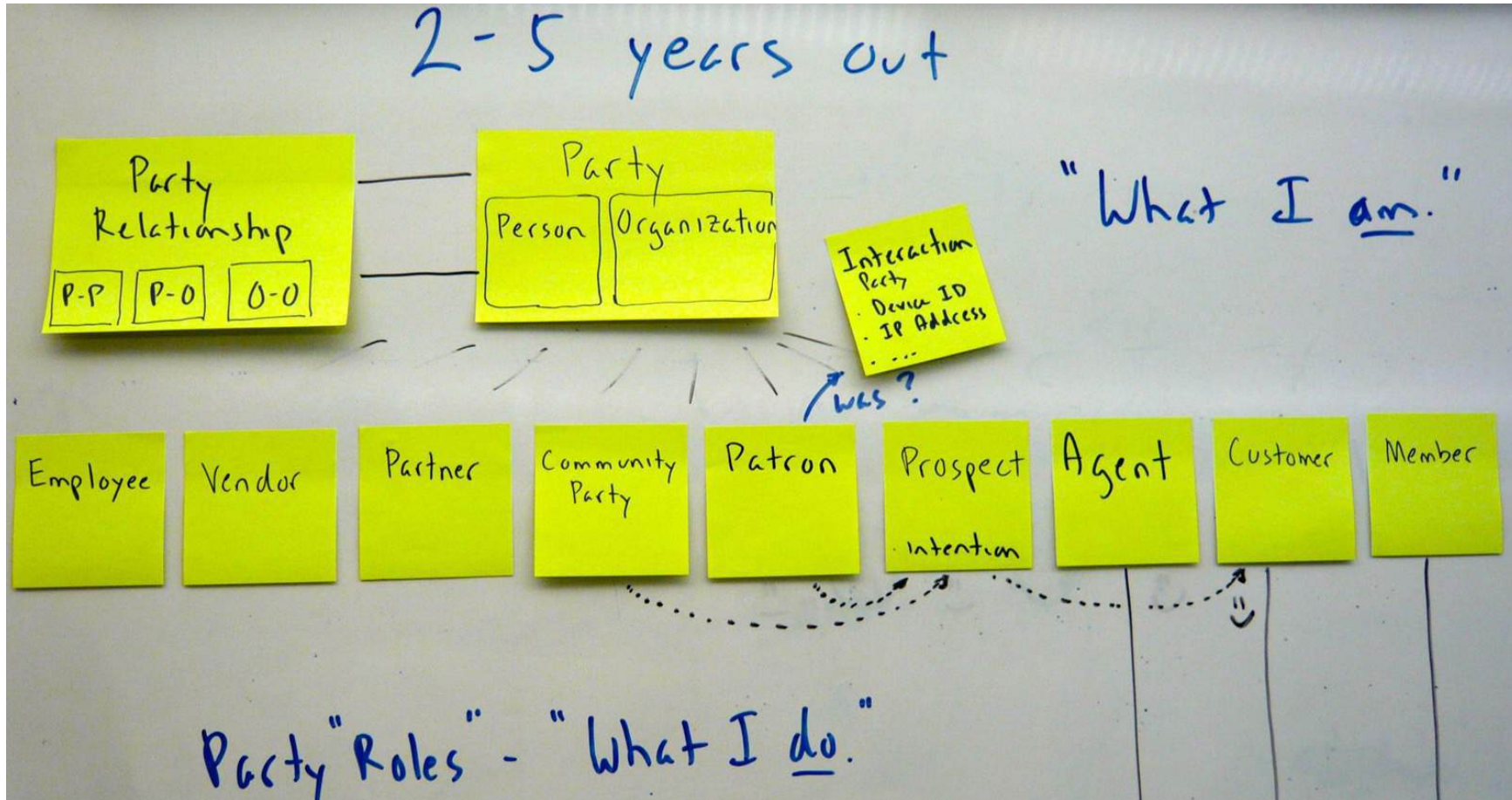
A Party is a legal entity (Person or Organisation) of interest to [redacted] because we have a relationship to them

- relationship is not necessarily an active financial relationship - the # Party could be a Member, Customer, Employee, Partner, Community Person, etc. These are the "roles" a Party can play.
- in law, a party has legal standing and can enter into agreements or contracts, assume obligations, etc. *but not at [redacted] (minors)*
- Full list - an Association, corporation, partnership, proprietorship, trust, or individual.
- may be known as an Individual within XP2

3 – add relationships and draw model fragments



Parties and Roles



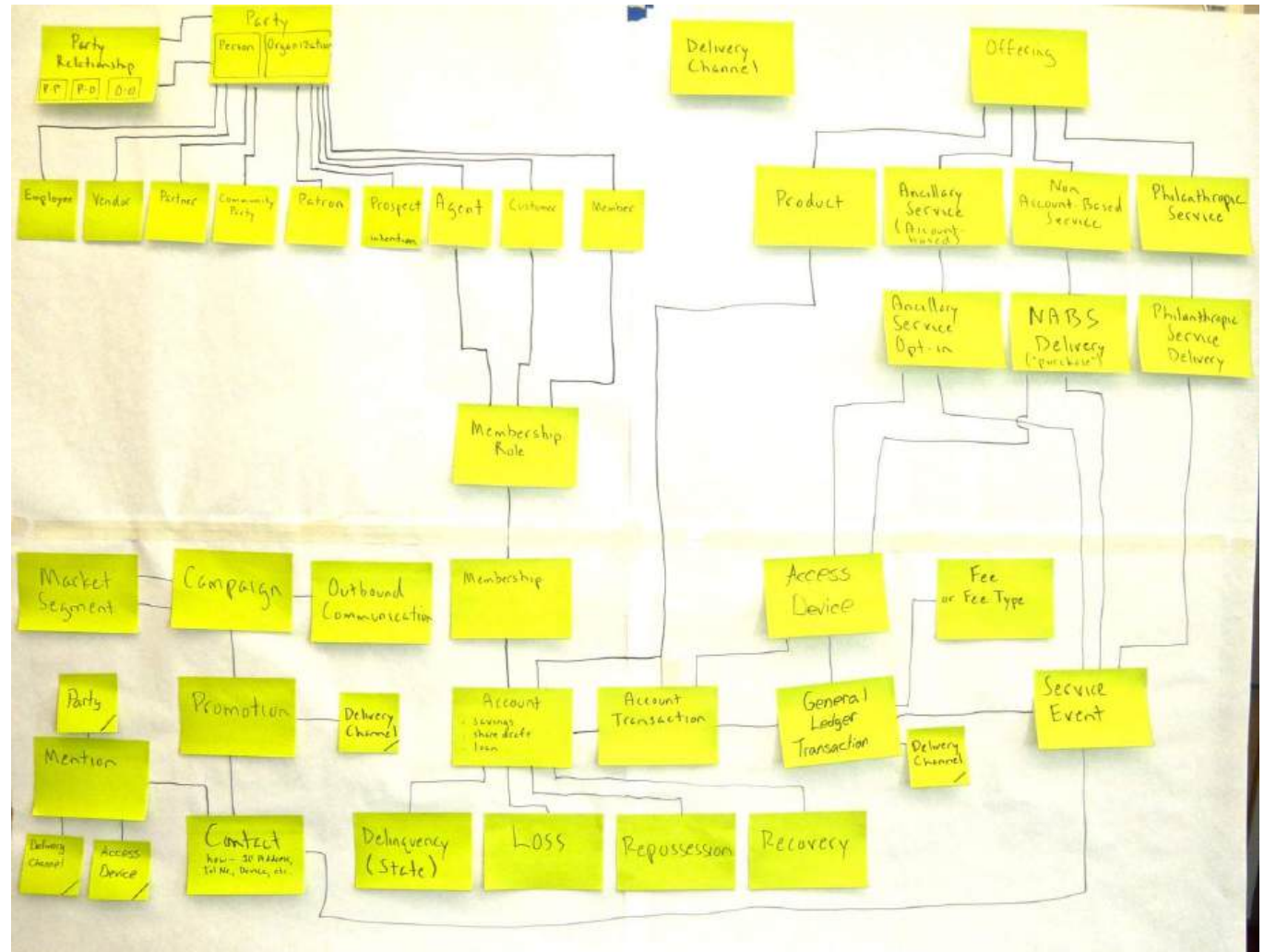
Day One Done!



Three partial days, and a ~40 entity concept model emerges

Plus...

- Over 50 flipcharts of notes – issues, goals, decisions, etc.
- Definitions for all entities
- Very positive feedback



They were very pleased with the outcome...

Retrospective W-25

- I learned a lot - perspective and definitions. We were all open-minded. I had some tunnel-vision.
- We've had the conversations, but not facilitated into something concrete.
- A disinterested third party
- Intelligent and ability to collaborate. A bit overwhelmed, but we have a foundation. Lots of work ahead.
- We have a backbone - need muscle, tissue, skin, ...
- I learned a lot about our platforms and systems - capabilities and limitations.

W-26

- I learned a lot - we made more assumed definitions explicit.
- There is a better understanding of the situation, and why certain questions arise.
- Stunned that we solved the member definition problem.
- Learned a lot, and it's fascinating. I see more clearly how my department contributes. Affirmational.
- Talking the same thing in different languages, now have one language.
- Expanded knowledge as a group. Collaboration.

W-27

- Appreciated the opportunity, learned a lot. Appreciate how we interacted, and came to consensus. And, Stephen Kee has a lot of biz knowledge.
- New spelling and pronunciation. Relevant to my CRM initiative.
- I've had 20+ years of hearing different definitions - exciting that we've started, and I understand different perspectives.
- Amazing that a group this large can come together and not argue. This is a step toward self-serve reporting.

Plus... COO - "We should have done this 20 years ago."

Don't forget the four Ds of Concept Modelling

1

Definition

- “What *is* one of these things?”
- List common and unusual instances
- “Are there any known anomalies?”
- “What are the potential differences of opinion?”

2

Dependency

- “What type of entity is this?”
- “What other entity does it depend on?”
- Essentially
 - is it a free-standing thing?,
 - is it a type of thing?,
 - is it repeating detail about some other thing?

3

Detail

- Don't dive into detail – keep it in its place!
- GEFN!* HPDL!**

* *Good enough for now!*

** *Hard part, do later!*

4

Demonstration

- Assertions / narrative rules
- Sample data values or instances
- Scenarios or use cases
- Props (e.g., report layouts or common documents)

Wrap-up discussion

Please let us know the key point (or points) that mattered most to you in this session.

Other courses for analysts by Alec Sharp

Working With Business Processes – Process Change in Agile Timeframes 2 days

Business processes matter, because business processes are how value is delivered. Understanding how to work with business processes is now a core skill for business analysts, process and application architects, functional area managers, and even corporate executives. But too often, material on the topic either floats around in generalities and familiar case studies, or descends rapidly into technical details and incomprehensible models. This workshop is different – in a practical way, it shows how to discover and scope a business process, clarify its context, model its workflow with progressive detail, assess it, and transition to the design of a new process by determining, verifying, and documenting its essential characteristics. Everything is backed up with real-world examples, and clear, repeatable guidelines.

Business-Oriented Data Modelling – Useful Models in Agile Timeframes 2 days

Data modelling was often seen as a technical exercise, but is now known to be essential to other initiatives such as business process change, requirements specification, Agile development, and even big data, analytics, and data lake implementation. Why? – because it ensures a common understanding of the things – the entities or business objects – that processes, applications, and analytics deal with. This workshop introduces concept modelling from a non-technical perspective, provides tips and guidelines for the analyst, and explores entity-relationship modelling at contextual, conceptual, and logical levels using techniques that maximise client involvement.

Working With Business Processes Masterclass – Aligning Process Work with Strategic, Organisational, and Cultural Factors 3 days

This 3-day interactive workshop combines the core content from two highly-rated classes by Alec Sharp – “Working With Business Processes” and “Advanced Business Process Techniques.” This structure is popular because it gets both new and experienced practitioners to the same baseline on Claritiq’s unique, agile, and ultra-practical approach to Business Process Change. First, it shows how to effectively communicate Business Process concepts, discover and scope a business process, assess it and establish goals, and model it with progressive detail. Then, it shifts to advanced topics – specific, repeatable techniques for developing a process architecture, encouraging support for change, and completing a feature-based process design. The emphasis is always on ensuring business process initiatives are aligned with human, social, cultural, and political factors, and enterprise mission, strategy, goals, and objectives.

Business-Oriented Data Modelling Masterclass – Balancing Engagement, Agility, and Complexity 3 days

Our most popular workshop! This intensive 3-day workshop combines the core content from two popular offerings by Alec Sharp – “Business Oriented Data Modelling” and “Advanced Data Modelling.” First, the workshop gets both new and experienced modellers to the same baseline on terminology, conventions, and Clariteq’s unique, business-engaging approach. We ensure a common understanding of what a data model *really* is, and maximising its relevance. Then, we provide intense, hands-on practice with more advanced situations, such as the enforcement of complex business rules, handling recurring patterns, satisfying regulatory requirements to model time and history, capturing complex changes and corrections, and integrating with dimensional modelling. Always, the philosophy is that a data model is a description of a business, not of a database, and the emphasis is on engaging the business and improving communication.

Model-Driven Business Analysis Techniques – Proven Techniques for Processes, Applications, and Data 3 days

Simple, list-based techniques are fine as a starting point, but only with more rigorous techniques will a complete set of requirements emerge, and those requirements must then be synthesised into a cohesive view of the desired to-be state. This three-day workshop shows how to accomplish that with an integrated, model-driven framework comprising process workflow models, a unique form of use cases, service specifications, and business-friendly data models. This distinctive approach has succeeded on projects of all types because it is “do-able” by analysts, relevant to business subject matter experts, and useful to developers. It distills the material from Clariteq’s three, two-day workshops on process, data, and use cases & services.

*** *Note: two-day in-person workshops are delivered virtually as three half-day sessions via Zoom.
Three-day in-person workshops are delivered virtually as five half-day sessions via Zoom.*

Thanks again!



Alec Sharp, West Vancouver, BC, Canada

If you have questions or comments...
don't be shy, get in touch!

- e: asharp@clariteq.com
- ig: [@alecsharp01](#)
- m: +1 604 418-3352

Individual responses to "homework" – 1

- What do we consider a Member in reporting?
- What do we consider an Account in reporting?
- How do we determine how many members we have? Is it based on number of individual memberships or unique SSN?

Service Delivery would like to collect accurate production numbers for loans, loan dollars. This may be more of a system issue between Meridianlink and XP talking to each other.

- What do we consider a Member in reporting?
- What do we consider an Account in reporting?
- How do we determine how many members we have? Is it based on number of individual memberships or unique SSN?

Individual responses to "homework" – 2

As it pertains to the data needs of Community Relations, Membership Development, and our Foundation my feedback is below:

Data Terms:

- Delinquency
- Since Inception
- Metrics
- Aggregate
- Reports
- Query
- Database
- Storage
- Visual representation of data
- Timeframe

Information access:

- The ability to query data to match the format funders are requesting
- Different data sets located in multiple places. Integration of systems would be helpful (accounting system not integrated with data integrations)
- Membership by SEG
- Ad hoc reports
- Full understanding of Data Integrations capabilities (menu of services)

Individual responses to "homework" – 3

Terms:

- Household income
- Member growth
- Loan originations per member
- Average relationship balance
- Average relationship account
- Fee income per member
- Net income per member
- Marketing expense per member
- Member trends
- Market segmentation
- Mobile/Online banking penetration
- Member investment products
- Member retirement products
- Lending market overview (credit card, mortgage, auto, home equity)
- Benchmarking
- Payment information (how cards are used)

Examples:

- Product/Service adoption based on campaigns
- Track acceptance rates on promotions
- Tracking the new member sales path (similar to what we are doing with the organic growth project)

Individual responses to "homework" – 4

List of Items/Terms

- sql server
- crystal reports
- 3,000 tables
- weekly/canned reports
- in it to win it
- tickets
- helpdesk
- xp and meridianlink
- wrike
- lots of one-off systems that require integration
- defining member, account, joint account, voting member, keyid, etc.
- duplicate data in multiple tables/sources
- different values for similar or equal variables
- hope to build a self-service datamart

Ability to obtain a wide variety of information and data since projects can pertain to various internal customers in virtually any dept. within the org. Additionally, a lot of research/business analysis is aided by exploratory analysis which may involve iterations of analysis and/or trial and error.

Individual responses to "homework" – 5

General Terms

- Member
- Membership
- Individual
- Account
- Services
- Co-borrower
- Primary
- Joint
- Pay off
- FIS (Clientlink)
- Co – op (Springboard)
- DMI
- Past due
- Total due

Member Solutions Terms

- Carmpro (collections system)
- ARM (recovery system in Carmpro)
- Promise to Pay (PTP)
- Payment by interval i.e by hour or day
- Call by interval i.e. by hour or day
- Balances saved by interval i.e by hour or day
- Charge off
- Repossession
- Penny loan
- Workout loan
- Fixed Payment Plan
- Loan Extension
- Bankruptcy by chapter 7,11,13
- Delinquency
- Delinquency rate
- 60 day + delinquency rate
- Charge off rate
- Net Charge off rate
- Recovery
- Recovery rate
- Forced closed
- Lexis nexis
- Credit bureau /credit report
- Skip tracing
- Net flow rate
- Leading edge rate
- Roll rate

Individual responses to "homework" – 6

Terms:

Member number, account # vs loan #, Loan types, Loan balance, Loan AMOUNT, Loan limit, Origination date, payment, interest rate, loan term, delinquency, collateral, – as they pertain to all loans i.e. XP, DMI serviced mortgages, credit cards

Share type, terms, rates, maturity dates

Audit data

Transaction data

- a. # of members who use home banking
- b. # of home banking transactions
- c. Members with charged off indirect auto loans
- d. Members with multiple share draft accounts

I know there are metrics meetings currently where reports are gone over. I would like to see those same reports and validate some data against quick reports we can pull. I think there is a lot of data that has not been validated